

SIR World Report 2011 :: Global Ranking

Introduction

The current report involves the third release of our annual series *Scimago Institutions Rankings World Reports*, that based on quantitative data of citation and publication shows bibliometric indicators that unveil some of the main dimensions of research performance of worldwide research-devoted institutions. As in former editions, **SIR World Report 2011** aims at becoming an evaluation framework of research performance to Worldwide Research Organizations. The report shows six indicators that will help users evaluate the scientific impact, thematic specialization, output size and international collaboration networks of the institutions. The period analyzed in the current edition covers 2005-09. The tables include institutions having published at least 100 scientific documents of any type, that is, articles, reviews, short reviews, letters, conference papers, etc., during the year 2009 as collected by worldwide leader scientific database Scopus by Elsevier. The report encompasses Higher Education Institutions (HEIs) as well as other research-focused organizations from different sizes, with different missions and from countries in the five continents. Institutions are grouped into five Institutional Sectors: Higher Education, Health System, Government Agencies, Corporations and Others. To elaborate this report, we carry out the challenging task of identifying and disambiguating all the institutions through an overwhelming number of scientific articles, reviews and conference papers contained in Scopus. The task, which is carried out by a mix of computer and human means, comprises the identification and gathering of institution's affiliation variants under a unique identifiable form as well as the classification into institutional sectors. SIR World Reports 2011 is the most comprehensive ranking of Worldwide Research Institutions. Following the goal of embracing every institution around the world with significative scientific output, the ranking now includes 3,042 institutions that together are responsible for more than 80% of worldwide scientific output during the term 2005-09 as indexed in Elsevier's Scopus database. The intended target audience of SIR World Report 2011 is formed by policymakers, research managers, researchers, media and general public interested in finding out about research performance of worldwide Institutions.

Highlights and New Features

SIR World Report 2011 presents new indicators that will help offer a wider vision of research activity at worldwide research institutions. In addition to the common features that make very informative tables as research excellence labels or regional and national ranks, this year's edition includes two new indicators: the **Specialization Index**, which indicates the specialization profile of institutions and the **Excellence Rate** or the ability of institutions to produce best-quality papers among their output. These, alongside the regular indicators used in former editions aims at offering wider information about the research performance of the institutions included. SIR World Reports will include (in some weeks) four additional subject rankings each covering a major scientific area, grouped together in Health Sciences, Life Sciences, Physical Sciences and Social Sciences & Humanities.

Disclaimer notice:

SIR World Report 2011 IS NOT A LEAGUE TABLE. The ranking parameter – the scientific output of institutions-- should be understood as a default rank, not our ranking proposal. The only goal of this report is to characterize research outcomes of organizations so as to provide useful scientometric information to institutions, policymakers and research managers so they are able to analyze, evaluate and improve their research results. If someone uses this report to rank institutions or to build a league table with any purpose, he/she will do it under his/her own responsibility.

Indicators

Selected indicators seek to reveal main aspects of research size, performance, impact and internationalization at Worldwide Research Institutions.

O::Output

An institution's publication output reveals its scientific outcomes in terms of published documents in scholarly journals.

IC::International Collaboration

IC shows an institution's output ratio that has been produced in collaboration with foreign institutions. The values are computed by analyzing the institution's output whose affiliation includes more than one country address over the whole period.

NI::Normalized Impact

The values, expressed in percentages, show the relationship of an institution's average scientific impact and the world average, which is 1, --i.e. a score of 0.8 means the institution is cited 20% below average and 1.3 means the institution is cited 30% above average. [More on NI.](#)

Q1::High Quality Publications

Ratio of publications that an institution publishes in the most influential scholarly journals of the world; those ranked in the first quartile (25%) in their categories as ordered by SCImago Journal Rank [SJR indicator.](#)

SI::Specialization Index

The Specialization Index indicates the extent of thematic concentration / dispersion of an institution's scientific output. Values range between 0 to 1, indicating generalistic vs. specialized institutions respectively. This indicator is computed according to the [Gini Index](#) used in Economy.

ER::Excellence Rate

The Excellence Rate indicates which percentage of an institution's scientific output is included into the set formed by the 10% of the most cited papers in their respective scientific fields. It is a measure of high quality output of research institutions.

Global Analysis

SIR Overall Figures

The **SIR World Report 2011** includes 3,042 (2,833 in 2010's edition) research institutions from 104 countries, twenty more than in the former edition; a growth of 107%. This figure implies, on one side an increase in the number of institutions that overtook 100 documents per year's inclusion threshold, and on the other our steady improvement in the process of identification and desambiguation of institutions, process that we have established to achieve our goal of embracing all the insitutions with significant research output in the world.

Taking into account the number of institutions, the ranking is still commanded by USA, with 498 and 13 more than the last edition. However, the largest increases are shown by the emerging countries from a scientific point of view. China, second in the ranking shortens the distance thanks to its 285, 38 more than the last year, and Brasil gets into the 10^o position with 92 institutions within the ranking, 19 more than in 2.010.

Sector	Green	Yellow	Red	Total
Government	55	207	103	365
Health	198	247	114	559
Higher educ.	99	862	1049	2010
Others	9	8	3	20
Private	41	30	17	88
Total	402	1354	1286	3042

Higher Education Institutions represent the core of the institutions included in the ranking, 2010 in total, Government and Health sectors have significant amounts of institutions as well, with 365 and 559 respectively. The Green Label of Research Impact – NI higher than 1.75 – has been obtained by 402 institutions (375 in 2010 edition), mainly highly specialized Health Research Institutions.

Research Performance

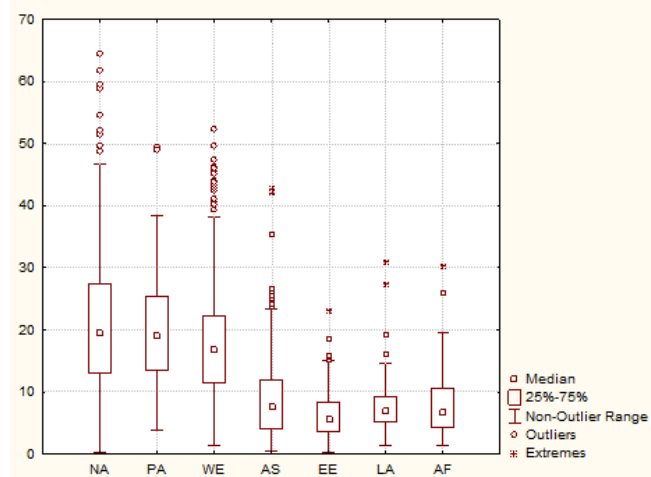
SIR World Report 2011 shows several indicators to help assess research performance of institutions. The overall scientific impact of institutions can be characterized by their **Normalized Impact – NI** – by contextualizing its citation through subject areas, publication types and citation periods, minimizing this way the influence of institution sizes and profiles in NI scores. NI values relate the citation an institution receive comparing to world average which is equals to one. That is, an institution showing a NI of two can be considered as having twice as scientific impact as the world average.

An institution's ability to put its scientific production within the best scholarly journals is showed in the **Q1 indicator**. Specifically, it indicates the ratio of scientific publications that an institution manages to publish in the 25% of the most influential journals as ranked by the SJR indicator.

This year we have incorporated the **Specialization Index** to help complete the infomation about publication profiles of institutions. The SI indicates the specialization degree of institutions by characterizing the thematic dispersion (concentration) of their

outputs. Values range from 0 to 1 in such a way that those institutions with scores close to 1 are highly specialized like medical labs o thematic research centers, while those whose score is closer to 0 are generalistic institutions such as universities covering a wide range of research areas. This measure should help build comparisons amongst more similar organizations. This year's edition includes another indicator we called **Excellence Rate** measuring an institution production's rate that is included in the set formed by the 10% of the most highly cited papers (in its respective categories) in the world. Unlikely NI which is affected by the whole scientific production of institutions, the Excellence Rate reflects the ability of institutions to produce scientific knowledge of high quality (high scientific impact) and it is only sensitive to highly cited papers. In terms of interpretation an institution's expected ER should be 10%, that is, the 10% of its output should be into the 10% set of highly cited papers, so scores higher than this value should be considered as "better than expected". In our opinion, a combination of ER and NI is what offers a better insight of research performance of institutions. The following Box and Whisker Plot ER per World Regions shows how institutions capable of publishing excellent papers are distributed throughout the world. A score of one on the X axis corresponds to world citation average, so all institutions having higher values will be above one. The boxes represent the institutions included between 25% and 75% of the distributions; the median point into the boxes divides the distributions in two parts with the exact number of institutions. Upper and lower ends lines shows institutions that perform best and worst under this indicator.

Box & Whisler Plot of Excellence Rate per World Region



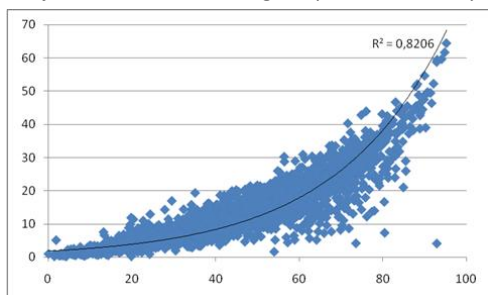
Research Excellence

It is obvious that the more resources an institution invests in its research activity, the better should be the achieved performance. However, the many dimensions of the research activity are not always easy to measure and the ways to improve the research performance of institutions are sometimes hard to set. Last year, we pointed out that exist a tend-to-exponential relationship



Global Analysis

between the ability an institution has to lead its scientific papers to better journals and the average impact achieved by its



Distribution of Q1 versus Excellence Rate

production in terms of Normalized Impact. Therefore, institutions obtain high success quotes in the improvement of their research visibility in average as long as they situate their scholarly works on high quality journals. The outstanding thing about the new Excellence Rate indicator is that any institution by means of publishing in highly ranked journals can not only improve its average impact but also will allocate a larger number of papers among the 10% of the most highly cited in each scientific area. That is, publishing in highly ranked journals lifts both the average impact and the rate of papers in the scientific elite.

Research Neighborhood and Scientific Dependence

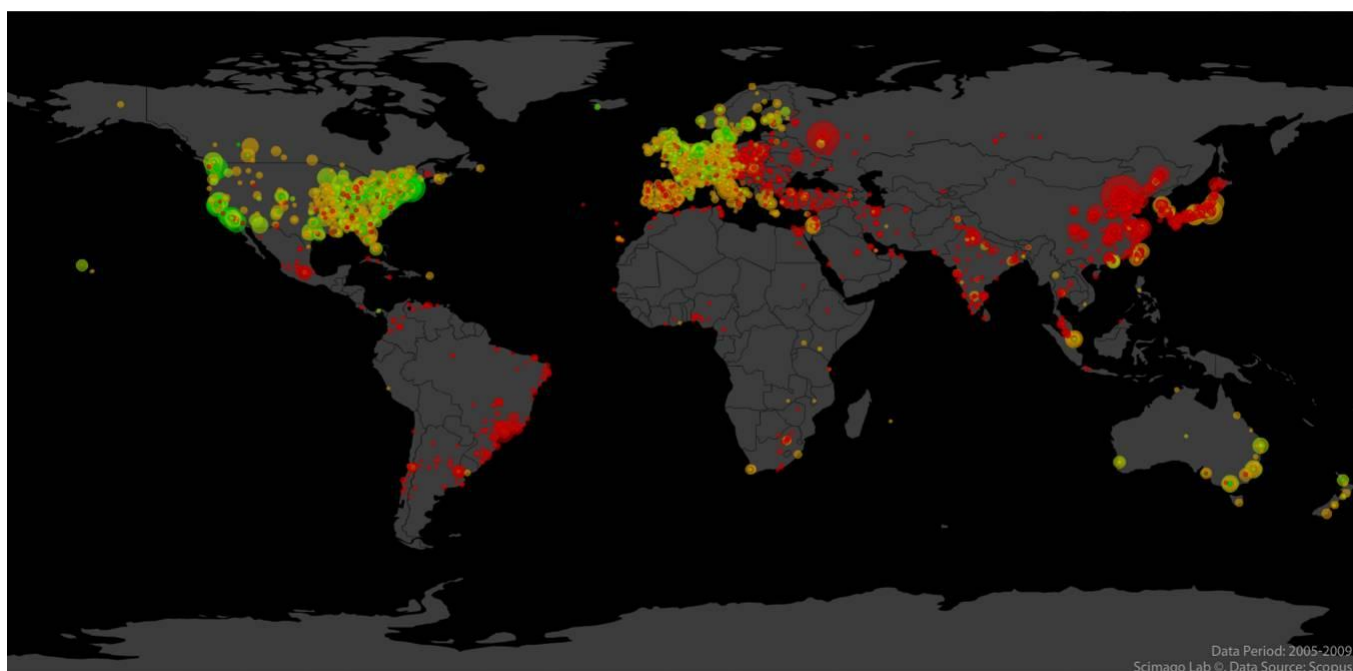
Extracted from Scimago Lab's Blog:

<http://www.scimago.com/blog/2011/scientific-excellence-georeferenced-the-neighborhood-matters/>

Nowadays more and more centers from developing countries are reaching considerable scientific outputs in terms of number of publications. However the scientific impact, that is, the scientific outcomes that mean truly scientific advancement, are still concentrated in areas from the developed-wealthy world.

The NI World Map shows worldwide research institutions graded

into levels on Normalized Impact (from red for lowest to green for highest). Here it can be seen how the research institutions with high NI values are mainly concentrated in North America, Europe and Oceania. Let's consider "scientific impact" to reflect the use researchers make of the scientific knowledge previously generated so those regions that produce the most (Western Europe and North America) firstly use the knowledge being generated in their area. This explains the concentration of large impacts and implies that Research Institutions accumulate a reputational capital due to the geographical context that is unattainable for institutions located in less productive regions. It is still to be seen what will happen with China, a newcomer to the elite of more productive scientific countries in the world. Put another way, the neighborhood of a Research Institution affects the scientific reputation it can achieve in global terms, unless it can go beyond its neighborhood through inter-regional alliances with reputed institutions from highly productive regions. To developing countries, an unintended consequence of the need to collaborate with researchers from highly productive regions is what it could be called "scientific dependence". Even though it is difficult to measure the role played by researchers in scientific works by just studying the affiliation fields, what we really know is that certain Research Institutions show extremely high rates of International Collaboration (IC) which indeed can be associated to situations of scientific dependence. I.e. when an Institution's IC reaches or exceeds 80% of its total output, in such a way that its exclusive production ends being marginal, it is clear that it operates in a "scientific dependence" situation. Furthermore, when an institution shows high collaboration rates jointly with an outstanding impact (NI) within its own country and/or region, such impact will be most likely due to the collaboration, and it may be concluded that there exists an external scientific dependence.



Data Period: 2005-2009
Scimago Lab ©. Data Source: Scopus



Scimago Research Group, Copyright 2011. Data Source: Scopus®

<http://www.scimago.com> :: <http://www.scimagoir.com>

WR	RR	CR	Organization	Sector	Country	Region	Output	IC(%)	Q1(%)	NI	Spe	Exc	
1	1	1	Chinese Academy of Sciences	GO	CHN	AS	144,269	21.5	40.5	◆	0.9	0.6	11.3
2	1	1	Centre National de la Recherche Scientifique	GO	FRA	WE	130,977	49.0	61.9	▲	1.4	0.5	18.7
3	1	1	Russian Academy of Sciences	GO	RUS	EE	88,907	35.0	24.2	◆	0.5	0.7	5.9
4	1	1	Harvard University	HE	USA	NA	69,995	34.4	79.0	●	2.4	0.5	35.7
5	2	1	Max Planck Gesellschaft	GO	DEU	WE	49,987	65.0	72.2	●	1.8	0.7	29.3
6	2	1	University of Tokyo	HE	JPN	AS	48,947	26.3	56.7	▲	1.2	0.5	17.9
7	2	2	National Institutes of Health United States	HL	USA	NA	46,819	35.3	84.3	●	2.3	0.7	40.1
8	3	1	University of Toronto	HE	CAN	NA	45,771	41.1	65.7	●	1.8	0.4	24.3
9	3	1	Consejo Superior de Investigaciones Cientificas	GO	ESP	WE	42,087	49.4	68.8	▲	1.4	0.6	21.9
10	4	3	Johns Hopkins University	HE	USA	NA	41,399	29.8	74.5	●	2.1	0.6	30.1
11	3	2	Tsinghua University	HE	CHN	AS	41,197	18.6	26.8	◆	0.8	0.7	6.6
12	5	4	University of Michigan, Ann Arbor	HE	USA	NA	41,059	25.3	70.3	●	2.0	0.4	25.6
13	1	1	Universidade de Sao Paulo	HE	BRA	LA	40,196	24.8	39.4	◆	0.8	0.5	9.9
14	4	3	Zhejiang University	HE	CHN	AS	40,140	15.7	28.6	◆	0.7	0.6	7.4
15	6	5	University of Washington	HE	USA	NA	39,428	26.2	71.7	●	2.1	0.4	28.6
16	7	6	Partners HealthCare System	HL	USA	NA	38,096	28.5	80.7	●	2.6	0.7	36.5
17	8	7	University of California, Los Angeles	HE	USA	NA	37,994	29.3	70.7	●	2.1	0.4	28.9
18	4	1	Consiglio Nazionale delle Ricerche	GO	ITA	WE	37,928	42.5	63.8	▲	1.3	0.6	17.7
19	9	8	Stanford University	HE	USA	NA	37,885	29.5	69.8	●	2.3	0.4	29.1
20	10	9	Veterans Affairs Medical Centers	HL	USA	NA	36,902	16.3	77.8	●	2.0	0.7	30.6
21	5	2	Assistance Publique Hopitaux de Paris	HL	FRA	WE	36,013	24.6	49.6	▲	1.6	0.8	21.1
22	5	2	Kyoto University	HE	JPN	AS	34,813	24.0	57.6	▲	1.2	0.5	17.9
23	6	4	Shanghai Jiao Tong University	HE	CHN	AS	34,484	14.5	28.2	◆	0.7	0.7	6.5
24	11	10	University of Pennsylvania	HE	USA	NA	34,177	23.6	73.7	●	2.0	0.5	29.4
25	12	11	Columbia University	HE	USA	NA	33,902	29.0	72.7	●	2.1	0.5	27.9
26	6	1	University College London	HE	GBR	WE	33,610	46.4	72.0	●	1.9	0.5	28.0
27	7	2	University of Cambridge	HE	GBR	WE	32,900	49.8	69.4	●	1.9	0.5	26.7
28	8	3	University of Oxford	HE	GBR	WE	32,354	51.6	71.8	●	2.0	0.5	27.5
29	13	12	University of California, Berkeley	HE	USA	NA	31,943	37.4	67.9	●	2.1	0.5	26.6
30	14	13	University of Wisconsin, Madison	HE	USA	NA	31,789	26.3	68.1	●	1.8	0.4	24.2
31	15	14	University of California, San Diego	HE	USA	NA	31,165	32.6	73.4	●	2.1	0.5	29.3
32	16	15	University of Minnesota, Twin Cities	HE	USA	NA	30,883	25.6	69.0	●	1.8	0.4	24.1
33	7	3	Osaka University	HE	JPN	AS	30,670	21.7	52.0	▲	1.1	0.6	16.4
34	17	16	University of Pittsburgh	HE	USA	NA	30,184	23.7	72.0	●	1.9	0.5	27.8
35	18	17	University of Florida	HE	USA	NA	30,106	26.6	61.5	▲	1.5	0.4	19.1
36	9	4	Imperial College London	HE	GBR	WE	29,851	51.4	68.0	●	1.9	0.5	26.3
37	19	18	United States Department of Agriculture	GO	USA	NA	29,796	23.9	60.9	▲	1.3	0.8	18.5
38	20	2	The University of British Columbia	HE	CAN	NA	29,569	43.7	63.2	▲	1.7	0.4	21.7
39	8	4	Tohoku University	HE	JPN	AS	29,480	24.9	53.5	▲	1.1	0.6	13.8
40	21	19	Massachusetts Institute of Technology	HE	USA	NA	29,172	34.6	64.3	●	2.4	0.6	26.9
41	22	20	Cornell University	HE	USA	NA	28,921	29.9	70.5	●	1.8	0.4	25.5
42	23	21	University of Illinois, Urbana-Champaign	HE	USA	NA	28,418	28.0	59.3	▲	1.7	0.5	18.6
43	9	5	Peking University	HE	CHN	AS	28,119	24.3	42.0	◆	1.0	0.5	12.5
44	24	22	University of California, Davis	HE	USA	NA	28,015	30.3	69.8	▲	1.7	0.5	23.5
45	10	6	Harbin Institute of Technology	HE	CHN	AS	27,509	10.4	17.9	◆	0.6	0.8	3.1
46	25	23	Yale University	HE	USA	NA	26,953	30.1	74.6	●	1.9	0.5	30.4
47	11	1	Seoul National University	HE	KOR	AS	26,725	25.3	55.0	▲	1.1	0.5	14.6
48	26	24	Ohio State University, Columbus	HE	USA	NA	26,517	26.0	63.9	▲	1.7	0.4	21.3
49	27	25	University of California, San Francisco	HE	USA	NA	26,159	26.5	80.6	●	2.3	0.7	35.5
50	12	7	Huazhong University of Science and Technology	HE	CHN	AS	26,035	11.5	20.2	◆	0.5	0.7	3.7
51	13	1	National University of Singapore	HE	SGP	AS	25,188	44.0	60.7	▲	1.5	0.5	17.0
52	10	5	The University of Manchester	HE	GBR	WE	25,142	41.8	61.6	▲	1.7	0.4	19.1
53	1	1	University of Sydney	HE	AUS	OC	24,709	40.5	62.9	▲	1.5	0.4	18.7
54	28	26	Pennsylvania State University, University Park	HE	USA	NA	24,202	28.1	58.3	▲	1.7	0.5	20.3
55	29	27	University of North Carolina, Chapel Hill	HE	USA	NA	24,163	22.7	73.6	●	2.0	0.5	28.4
56	30	28	Mayo Health System	HL	USA	NA	23,743	20.8	74.9	●	2.1	0.8	29.3
57	2	2	University of Melbourne	HE	AUS	OC	23,561	38.3	64.4	▲	1.7	0.4	21.8
58	31	3	McGill University	HE	CAN	NA	23,113	45.0	64.7	▲	1.6	0.4	23.1
59	32	4	University of Alberta	HE	CAN	NA	22,752	39.5	58.7	▲	1.4	0.4	18.2
60	11	3	Institut National de la Sante et de la Recherche Medicale	HL	FRA	WE	22,679	39.8	73.2	●	1.8	0.7	35.4

WR/RR/CR World/Region/Country Rank

AF Africa AS Asia EE Eastern Europe LA Latin America ME Middle East NA Northern America OC Oceania WE Western Europe

GO Government HE Higher Education HL Health PR Private OT Others

WR	RR	CR	Organization	Sector	Country	Region	Output	IC(%)	Q1(%)	NI	Spe	Exc	
61	12	1	Utrecht University	HE	NLD	WE	22,630	41.3	69.7	●	1.8	0.5	26.0
62	14	1	National Taiwan University	HE	TWN	AS	22,614	20.7	59.2	▲	1.2	0.5	13.5
63	13	1	Catholic University of Leuven	HE	BEL	WE	22,498	52.2	61.5	▲	1.7	0.4	20.9
64	14	2	Universita degli Studi di Roma La Sapienza	HE	ITA	WE	22,164	35.9	55.1	▲	1.2	0.6	16.1
65	33	29	Northwestern University, Evanston	HE	USA	NA	21,839	25.8	73.5	●	2.0	0.5	28.3
66	34	30	University of Texas, Austin	HE	USA	NA	21,716	25.6	59.2	●	1.8	0.5	19.4
67	35	31	University of Southern California	HE	USA	NA	21,671	27.7	63.7	●	1.8	0.5	22.8
68	36	32	Washington University in Saint Louis	HE	USA	NA	21,459	24.3	76.9	●	2.0	0.5	31.6
69	37	33	Purdue University	HE	USA	NA	21,283	24.6	56.1	▲	1.6	0.5	16.2
70	15	2	University of Amsterdam	HE	NLD	WE	21,134	43.0	67.8	●	1.8	0.5	24.9
71	38	34	University of Arizona	HE	USA	NA	20,922	32.7	66.0	▲	1.6	0.5	23.1
72	16	2	Ludwig-Maximilians Universitat Munchen	HE	DEU	WE	20,863	39.6	58.3	▲	1.7	0.6	25.0
73	15	1	Council of Scientific and Industrial Research	GO	IND	AS	20,841	15.2	52.9	◆	0.9	0.7	15.5
74	17	4	Universite Pierre et Marie Curie, Paris 6	HE	FRA	WE	20,786	51.4	65.6	▲	1.5	0.6	23.5
75	39	35	Georgia Institute of Technology	HE	USA	NA	20,693	23.8	50.4	●	1.8	0.6	15.3
76	40	36	National Aeronautics and Space Administration	GO	USA	NA	20,634	31.3	49.5	▲	1.6	0.9	16.9
77	3	3	The University of Queensland	HE	AUS	OC	20,436	42.1	62.2	▲	1.6	0.5	20.0
78	41	37	California Institute of Technology	HE	USA	NA	20,327	38.6	63.9	●	2.0	0.8	27.0
79	18	1	Swiss Federal Institute of Technology	HE	CHE	WE	20,291	58.3	64.7	●	1.9	0.6	24.7
80	19	3	Universitat Heidelberg	HE	DEU	WE	20,277	40.8	62.1	▲	1.6	0.6	24.2
81	2	1	Polish Academy of Sciences	GO	POL	EE	20,274	48.9	44.0	◆	0.9	0.6	11.1
82	42	38	Texas A&M University, College Station	HE	USA	NA	20,254	27.5	55.6	▲	1.4	0.5	16.0
83	20	5	Commissariat a l'Energie Atomique	GO	FRA	WE	19,935	51.1	60.7	▲	1.5	0.8	19.6
84	16	5	Kyushu University	HE	JPN	AS	19,785	20.4	50.2	◆	1.0	0.6	14.3
85	43	39	University of Maryland, College Park	HE	USA	NA	19,563	30.3	60.4	▲	1.6	0.6	18.3
86	17	6	National Institute of Advanced Industrial Science & Technology	GO	JPN	AS	19,547	21.3	53.3	▲	1.2	0.7	14.7
87	4	4	University of New South Wales	HE	AUS	OC	18,989	37.6	57.3	▲	1.5	0.4	16.6
88	3	2	Lomonosov Moscow State University	HE	RUS	EE	18,954	35.5	24.5	◆	0.6	0.8	6.6
89	4	1	National Academy of Sciences of Ukraine	GO	UKR	EE	18,928	41.6	25.0	◆	0.5	0.8	5.0
90	18	7	Nagoya University	HE	JPN	AS	18,828	22.6	53.7	▲	1.1	0.6	16.3
91	44	40	University of Chicago	HE	USA	NA	18,606	27.3	75.0	●	2.1	0.6	28.6
92	19	8	Xi'an Jiaotong University	HE	CHN	AS	18,537	12.5	21.0	◆	0.6	0.7	4.0
93	21	6	The University of Edinburgh	HE	GBR	WE	18,515	46.8	67.1	●	1.8	0.5	23.4
94	20	8	Tokyo Institute of Technology	HE	JPN	AS	18,453	22.6	45.1	▲	1.2	0.8	12.2
95	45	41	Michigan State University	HE	USA	NA	18,452	30.0	58.4	▲	1.5	0.5	17.6
96	21	9	Japan Science & Technology Agency	GO	JPN	AS	18,446	20.1	64.3	▲	1.5	0.7	25.1
97	46	42	New York University	HE	USA	NA	18,424	27.2	68.4	●	1.9	0.6	24.7
98	22	9	Fudan University	HE	CHN	AS	18,341	24.0	42.5	◆	0.9	0.6	11.4
99	23	10	Wuhan University	HE	CHN	AS	18,284	12.3	22.7	◆	0.6	0.7	6.2
100	24	2	Nanyang Technological University	HE	SGP	AS	18,252	40.7	48.1	▲	1.3	0.7	11.2
101	5	1	Academy of Sciences of the Czech Republic	GO	CZE	EE	18,163	52.9	49.9	▲	1.1	0.6	14.1
102	47	43	Vanderbilt University	HE	USA	NA	18,052	24.8	72.4	●	1.9	0.6	27.4
103	48	44	University of California, Santa Barbara	HE	USA	NA	18,028	34.9	64.3	●	2.0	0.6	23.2
104	49	45	University of California, Irvine	HE	USA	NA	17,987	30.5	67.8	●	1.8	0.5	24.7
105	25	10	Hokkaido University	HE	JPN	AS	17,980	22.0	55.3	◆	1.0	0.6	15.1
106	22	3	Universita degli Studi di Bologna	HE	ITA	WE	17,933	36.3	56.3	▲	1.4	0.5	17.6
107	23	4	Technische Universitat Munchen	HE	DEU	WE	17,908	39.3	52.8	▲	1.6	0.5	19.5
108	26	11	Sichuan University	HE	CHN	AS	17,730	10.4	26.5	◆	0.6	0.7	5.3
109	2	1	Universidad Nacional Autonoma de Mexico	HE	MEX	LA	17,622	40.5	47.2	◆	0.8	0.6	10.6
110	24	4	Universita degli Studi di Milano	HE	ITA	WE	17,594	35.6	60.2	▲	1.4	0.8	20.8
111	25	1	University of Copenhagen	HE	DNK	WE	17,582	53.8	68.5	▲	1.6	0.5	24.2
112	1	1	Tel Aviv University	HE	ISR	ME	17,351	37.1	63.9	▲	1.3	0.5	18.4
113	27	12	Jilin University	HE	CHN	AS	17,342	11.3	28.7	◆	0.6	0.7	6.6
114	50	46	Boston University	HE	USA	NA	17,243	29.3	73.1	●	2.0	0.5	28.0
115	51	47	Emory University	HE	USA	NA	17,149	24.2	76.1	●	2.0	0.6	30.1
116	26	2	Ghent University	HE	BEL	WE	16,997	44.4	57.0	▲	1.4	0.5	18.2
117	5	5	Monash University, Melbourne	HE	AUS	OC	16,978	34.8	59.4	▲	1.5	0.5	18.8
118	52	48	University of Illinois, Chicago	HE	USA	NA	16,927	25.9	64.8	▲	1.6	0.5	21.6
119	27	5	Universita degli Studi di Padova	HE	ITA	WE	16,850	40.2	61.5	▲	1.4	0.5	19.7
120	28	3	VU University Amsterdam	HE	NLD	WE	16,685	42.8	69.1	●	1.8	0.6	26.8

WR/RR/CR World/Region/Country Rank

AF Africa AS Asia EE Eastern Europe LA Latin America ME Middle East NA Northern America OC Oceania WE Western Europe

GO Government HE Higher Education HL Health PR Private OT Others

WR	RR	CR	Organization	Sector	Country	Region	Output	IC(%)	Q1(%)	NI	Spe	Exc	
121	28	13	Tianjin University	HE	CHN	AS	16,666	9.9	18.1	◆	0.5	0.8	4.0
122	53	49	University of Virginia	HE	USA	NA	16,637	25.3	67.6	▲	1.6	0.5	23.8
123	54	5	Universite de Montreal	HE	CAN	NA	16,565	39.3	59.8	▲	1.5	0.4	19.4
124	55	50	University of Utah	HE	USA	NA	16,477	24.3	68.5	▲	1.7	0.5	24.2
125	29	4	Erasmus University	HE	NLD	WE	16,426	38.2	73.4	●	2.1	0.7	28.5
126	29	14	Tongji University	HE	CHN	AS	16,263	12.4	21.5	◆	0.6	0.7	3.6
127	30	2	Aarhus University	HE	DNK	WE	16,258	50.3	66.4	▲	1.7	0.5	24.5
128	56	6	University of Calgary	HE	CAN	NA	16,235	38.7	55.6	▲	1.5	0.4	18.0
129	57	51	Rutgers, The State University of New Jersey	HE	USA	NA	16,163	29.6	60.8	▲	1.5	0.5	19.0
130	31	5	Leiden University	HE	NLD	WE	16,095	45.5	71.9	●	1.8	0.6	28.0
131	32	7	University of Bristol	HE	GBR	WE	16,037	44.4	70.3	●	1.8	0.5	23.2
132	6	2	Charles University	HE	CZE	EE	15,996	35.3	35.4	◆	0.9	0.6	10.7
133	30	15	Dalian University of Technology	HE	CHN	AS	15,919	12.8	23.1	◆	0.7	0.8	4.9
134	58	52	Duke Medicine	HL	USA	NA	15,832	22.8	79.5	●	2.3	0.7	34.0
135	33	8	Kings College London	HE	GBR	WE	15,814	41.6	69.3	●	1.8	0.6	25.6
136	31	16	Central South University	HE	CHN	AS	15,718	11.2	19.7	◆	0.6	0.7	4.0
137	34	1	Lund University	HE	SWE	WE	15,713	53.8	65.5	▲	1.6	0.4	22.9
138	35	2	Karolinska Institute	HE	SWE	WE	15,693	54.3	76.8	●	1.8	0.7	32.1
139	59	7	McMaster University	HE	CAN	NA	15,683	40.7	62.5	●	1.9	0.4	21.2
140	36	1	University of Helsinki	HE	FIN	WE	15,651	51.3	69.2	▲	1.5	0.5	24.4
141	32	2	Yonsei University	HE	KOR	AS	15,634	22.2	53.5	▲	1.1	0.5	13.3
142	60	53	North Carolina State University	HE	USA	NA	15,577	23.5	55.2	▲	1.4	0.6	15.0
143	33	17	Shandong University	HE	CHN	AS	15,520	16.9	30.8	◆	0.7	0.6	6.4
144	37	9	The University of Sheffield	HE	GBR	WE	15,336	38.3	62.1	▲	1.6	0.4	20.4
145	38	6	University of Groningen	HE	NLD	WE	15,256	41.3	70.8	▲	1.7	0.5	24.6
146	34	18	Ministry of Education of the People's Republic of China	GO	CHN	AS	15,254	13.2	32.6	◆	0.8	0.7	5.3
147	35	19	Nanjing University	HE	CHN	AS	15,247	20.3	42.9	◆	0.9	0.7	11.3
148	61	54	University of Iowa	HE	USA	NA	15,176	23.2	69.5	▲	1.6	0.5	24.8
149	39	10	University of Southampton	HE	GBR	WE	15,159	43.8	60.1	▲	1.6	0.5	19.2
150	62	55	Arizona State University	HE	USA	NA	15,157	25.2	57.5	▲	1.6	0.5	16.5
151	40	11	University of Nottingham	HE	GBR	WE	15,091	36.6	60.8	▲	1.5	0.4	18.6
152	3	2	Universidade Estadual de Campinas	HE	BRA	LA	14,994	22.0	37.0	◆	0.8	0.6	9.2
153	41	12	University of Birmingham	HE	GBR	WE	14,899	40.9	63.4	▲	1.6	0.5	20.6
154	36	2	National Cheng Kung University	HE	TWN	AS	14,686	15.4	55.1	▲	1.1	0.6	10.6
155	37	20	BeiHang University	HE	CHN	AS	14,682	8.4	12.6	◆	0.5	0.9	1.9
156	42	2	Universitat de Barcelona	HE	ESP	WE	14,631	44.6	63.0	▲	1.4	0.5	21.4
157	38	21	Southeast University, Nanjing	HE	CHN	AS	14,593	13.2	19.3	◆	0.7	0.7	4.1
158	63	56	Virginia Polytechnic Institute and State University	HE	USA	NA	14,592	23.6	48.8	▲	1.4	0.6	13.0
159	64	57	University of Colorado, Boulder	HE	USA	NA	14,487	32.2	66.7	●	1.8	0.7	23.8
160	65	58	Duke University	HE	USA	NA	14,481	28.0	71.6	●	2.0	0.5	25.0
161	4	1	Consejo Nacional de Investigaciones Cientificas y Tecnicas	GO	ARG	LA	14,471	38.9	51.4	◆	0.9	0.6	10.0
162	39	22	Sun Yat-Sen University	HE	CHN	AS	14,470	22.4	35.8	◆	0.8	0.6	9.9
163	40	1	The University of Hong Kong	HE	HKG	AS	14,454	53.0	60.5	▲	1.5	0.5	19.1
164	41	11	Institute of Physical and Chemical Research	GO	JPN	AS	14,375	33.3	64.5	▲	1.4	0.8	24.2
165	42	2	The Chinese University of Hong Kong	HE	HKG	AS	14,321	49.6	56.2	▲	1.4	0.6	15.1
166	66	59	Princeton University	HE	USA	NA	14,279	36.1	69.6	●	2.2	0.6	26.5
167	43	7	Delft University of Technology	HE	NLD	WE	14,199	43.2	44.1	▲	1.5	0.7	11.2
168	44	5	Friedrich-Alexander-Universitat Erlangen-Nurnberg	HE	DEU	WE	14,053	38.7	54.8	▲	1.6	0.5	20.4
169	45	6	Rheinisch-Westfalische Technische Hochschule Aachen	HE	DEU	WE	13,985	35.5	47.7	▲	1.4	0.5	15.8
170	67	60	U.S. Army	GO	USA	NA	13,870	13.4	48.9	▲	1.3	0.5	13.9
171	46	13	University of Leeds	HE	GBR	WE	13,853	40.2	62.8	▲	1.5	0.4	19.7
172	6	6	Australian National University	HE	AUS	OC	13,816	48.5	63.2	▲	1.5	0.6	19.0
173	68	61	Case Western Reserve University	HE	USA	NA	13,805	23.1	70.4	●	1.8	0.6	26.1
174	69	62	University of Texas M.D. Anderson Cancer Center	HL	USA	NA	13,800	24.9	80.0	●	2.1	0.8	35.5
175	47	6	Universite Paris-Sud 11	HE	FRA	WE	13,781	55.5	62.6	▲	1.5	0.7	20.9

WR/RR/CR World/Region/Country Rank

AF Africa AS Asia EE Eastern Europe LA Latin America ME Middle East NA Northern America OC Oceania WE Western Europe

GO Government HE Higher Education HL Health PR Private OT Others

WR	RR	CR	Organization	Sector	Country	Region	Output	IC(%)	Q1(%)	NI	Spe	Exc	
176	48	7	Karlsruher Institut fur Technologie	HE	DEU	WE	13,764	46.9	48.5	▲	1.4	0.7	14.0
177	49	6	Universita degli Studi di Napoli Federico II	HE	ITA	WE	13,759	32.3	56.3	▲	1.3	0.5	17.4
178	70	63	University of Cincinnati	HE	USA	NA	13,695	23.7	64.7	▲	1.7	0.5	24.5
179	50	1	University of Athens	HE	GRC	WE	13,675	33.7	52.7	▲	1.1	0.5	15.4
180	71	8	University of Western Ontario	HE	CAN	NA	13,642	35.9	59.2	▲	1.5	0.4	18.6
181	72	64	University of Rochester	HE	USA	NA	13,619	27.7	70.2	●	1.9	0.6	26.7
182	51	8	Rheinische Friedrich-Wilhelms-Universitat Bonn	HE	DEU	WE	13,617	45.7	58.2	▲	1.5	0.6	22.3
183	73	65	Iowa State University	HE	USA	NA	13,521	28.6	59.1	▲	1.4	0.6	16.9
184	52	3	Uppsala University	HE	SWE	WE	13,496	52.7	68.6	▲	1.5	0.5	23.2
185	53	2	Ecole Polytechnique Federale de Lausanne	HE	CHE	WE	13,464	58.4	57.9	●	2.0	0.6	20.2
186	54	14	University of Glasgow	HE	GBR	WE	13,458	44.8	63.9	●	1.8	0.5	21.5
187	55	9	Eberhard-Karls-Universitat Tuingen	HE	DEU	WE	13,448	41.4	61.6	▲	1.5	0.6	24.1
188	56	7	Istituto Nazionale di Fisica Nucleare	GO	ITA	WE	13,437	59.3	44.5	▲	1.3	0.9	12.9
189	57	1	University of Oslo	HE	NOR	WE	13,430	48.4	62.5	▲	1.5	0.4	19.8
190	43	23	South China University of Technology	HE	CHN	AS	13,385	11.9	17.1	◆	0.6	0.8	3.8
191	74	9	University of Waterloo	HE	CAN	NA	13,360	41.2	49.4	▲	1.4	0.6	12.4
192	75	66	Centers for Disease Control and Prevention Estados Unidos	HL	USA	NA	13,098	25.3	78.2	●	2.8	0.8	32.0
193	44	3	Korea University	HE	KOR	AS	13,084	25.9	49.9	▲	1.1	0.6	11.7
194	5	3	Universidade Estadual Paulista Julio de Mesquita Filho	HE	BRA	LA	13,043	16.5	30.6	◆	0.7	0.7	6.7
195	76	67	University of Kentucky	HE	USA	NA	13,041	21.4	60.8	▲	1.4	0.5	19.3
196	77	68	University of Alabama, Birmingham	HE	USA	NA	12,952	23.3	71.8	●	1.8	0.6	28.3
197	78	69	Cleveland Clinic	HL	USA	NA	12,895	20.7	75.8	●	2.2	0.8	27.4
198	58	10	Universitat Hamburg	HE	DEU	WE	12,887	43.8	57.7	▲	1.5	0.5	21.9
199	79	70	University of Colorado, Denver	HE	USA	NA	12,833	21.0	74.1	●	1.9	0.7	28.4
200	45	24	Northwestern Polytechnical University	HE	CHN	AS	12,780	6.8	13.7	◆	0.4	0.9	1.7
201	80	71	Baylor College of Medicine	HL	USA	NA	12,751	24.7	77.4	●	1.9	0.7	33.5
202	81	72	Carnegie Mellon University	HE	USA	NA	12,720	29.3	48.0	●	2.0	0.7	16.5
203	59	7	Universite Denis Diderot, Paris 7	HE	FRA	WE	12,526	57.8	65.5	▲	1.6	0.7	23.6
204	82	73	University of Miami	HE	USA	NA	12,494	25.6	68.8	●	1.8	0.6	23.0
205	60	8	Universita degli Studi di Pisa	HE	ITA	WE	12,368	36.0	53.5	▲	1.3	0.6	15.7
206	61	3	Universitat Zurich	HE	CHE	WE	12,365	58.0	67.7	●	1.8	0.6	26.6
207	62	11	Albert-Ludwigs-Universitat Freiburg im Breisgau	HE	DEU	WE	12,358	40.9	59.5	▲	1.6	0.6	23.6
208	83	74	University of Georgia	HE	USA	NA	12,350	25.5	64.8	▲	1.3	0.6	19.2
209	6	4	Universidade Federal do Rio de Janeiro	HE	BRA	LA	12,340	26.7	38.3	◆	0.8	0.6	8.8
210	46	25	Northeastern University, China	HE	CHN	AS	12,340	9.9	9.8	◆	0.5	0.8	1.9
211	47	12	University of Tsukuba	HE	JPN	AS	12,294	24.1	50.1	▲	1.0	0.5	14.1
212	63	3	Universidad Complutense de Madrid	HE	ESP	WE	12,212	35.1	52.6	▲	1.1	0.5	15.2
213	84	10	University of Ottawa	HE	CAN	NA	12,200	32.5	52.8	▲	1.5	0.4	16.9
214	64	15	Cardiff University	HE	GBR	WE	12,175	39.3	63.1	▲	1.5	0.5	21.0
215	65	12	Westfalische Wilhelms-Universitat Munster	HE	DEU	WE	12,154	39.5	59.9	▲	1.4	0.6	22.0
216	85	75	Los Alamos National Laboratory	GO	USA	NA	12,144	35.8	61.8	▲	1.4	0.8	18.3
217	66	9	Universita degli Studi di Firenze	HE	ITA	WE	12,092	36.0	58.6	▲	1.3	0.5	18.3
218	48	26	Beijing Institute of Technology	HE	CHN	AS	12,051	7.7	12.1	◆	0.4	0.8	2.2
219	86	76	Indiana University/Purdue University at Indianapolis	HE	USA	NA	12,037	21.8	71.0	▲	1.7	0.6	25.9
220	67	4	Universitat Autonoma de Barcelona	HE	ESP	WE	11,983	41.0	59.0	▲	1.4	0.5	17.8
221	49	4	Sungkyunkwan University	HE	KOR	AS	11,982	21.7	51.3	▲	1.1	0.6	12.0
222	68	13	Johann Wolfgang Goethe-Universitat Frankfurt am Main	HE	DEU	WE	11,966	42.8	57.6	▲	1.6	0.6	23.0
223	50	3	National Chiao Tung University	HE	TWN	AS	11,930	14.6	47.9	▲	1.1	0.7	8.4
224	51	5	Korea Advanced Institute of Science and Technology	HE	KOR	AS	11,900	20.9	50.6	▲	1.2	0.7	11.5
225	2	2	Hebrew University of Jerusalem	HE	ISR	ME	11,845	44.2	66.7	▲	1.3	0.5	20.6
226	69	14	Charite - Universitatsmedizin Berlin	HL	DEU	WE	11,811	32.9	61.4	▲	1.6	0.8	29.6
227	52	3	Hong Kong Polytechnic University	HE	HKG	AS	11,783	58.0	46.0	▲	1.2	0.8	10.6
228	3	3	Technion - Israel Institute of Technology	HE	ISR	ME	11,764	37.7	60.9	▲	1.3	0.6	15.4
229	87	77	Brown University	HE	USA	NA	11,723	25.3	70.1	●	2.0	0.5	24.0

WR/RR/CR World/Region/Country Rank

AF Africa AS Asia EE Eastern Europe LA Latin America ME Middle East NA Northern America OC Oceania WE Western Europe

GO Government HE Higher Education HL Health PR Private OT Others

WR	RR	CR	Organization	Sector	Country	Region	Output	IC(%)	Q1(%)	NI	Spe	Exc	
230	53	3	Agency for Science, Technology and Research Singapore	GO	SGP	AS	11,713	35.8	56.2	▲	1.5	0.8	15.8
231	88	78	University of Maryland, Baltimore	HE	USA	NA	11,692	21.7	70.5	▲	1.7	0.6	27.3
232	70	15	Georg-August-Universitat Gottingen	HE	DEU	WE	11,691	42.7	62.7	▲	1.4	0.6	21.9
233	89	79	Wayne State University	HE	USA	NA	11,664	22.7	64.6	▲	1.5	0.5	22.2
234	71	16	University of Liverpool	HE	GBR	WE	11,636	46.0	64.3	▲	1.5	0.5	19.5
235	90	80	State University of New York, Buffalo	HE	USA	NA	11,608	23.9	64.3	▲	1.5	0.4	20.1
236	7	7	The University of Western Australia	HE	AUS	OC	11,606	43.0	63.7	▲	1.5	0.5	19.2
237	7	1	Hungarian Academy of Sciences	GO	HUN	EE	11,565	54.8	52.3	▲	1.0	0.6	14.4
238	91	81	University of Texas Southwestern Medical Center	HE	USA	NA	11,461	22.6	81.0	●	2.2	0.8	35.7
239	8	8	Commonwealth Scientific and Industrial Research Organization	GO	AUS	OC	11,443	41.9	59.1	▲	1.5	0.7	19.0
240	92	82	Tufts University	HE	USA	NA	11,348	31.2	72.6	●	2.1	0.6	28.4
241	72	10	Universita degli Studi di Torino	HE	ITA	WE	11,241	40.1	58.0	▲	1.5	0.5	20.7
242	93	83	University of Tennessee, Knoxville	HE	USA	NA	11,225	29.1	56.0	▲	1.4	0.5	15.4
243	73	16	Technische Universitat Dresden	HE	DEU	WE	11,173	37.4	51.2	▲	1.4	0.5	16.7
244	74	17	Fraunhofer Gesellschaft	GO	DEU	WE	11,165	31.8	33.9	▲	1.3	0.7	9.0
245	94	84	Lawrence Berkeley National Laboratory	GO	USA	NA	11,104	55.4	68.6	●	2.1	0.8	27.1
246	95	85	Mount Sinai Medical Center	HL	USA	NA	11,039	26.4	77.3	●	2.1	0.8	30.6
247	96	86	University of California, Santa Cruz	HE	USA	NA	10,969	35.7	64.0	●	1.9	0.7	23.7
248	54	27	University of Electronic Science and Technology of China	HE	CHN	AS	10,950	11.0	16.6	◆	0.6	0.8	2.5
249	75	2	Aristotle University of Thessaloniki	HE	GRC	WE	10,900	29.4	47.6	▲	1.0	0.5	11.9
250	7	2	Universidad de Buenos Aires	HE	ARG	LA	10,897	46.1	51.5	◆	0.9	0.5	12.9
251	76	8	Institut National de la Recherche Agronomique	GO	FRA	WE	10,836	43.7	71.0	▲	1.4	0.8	28.8
252	97	87	Howard Hughes Medical Institute	HL	USA	NA	10,807	30.7	94.9	●	3.1	0.9	61.7
253	98	88	University of Missouri, Columbia	HE	USA	NA	10,788	22.7	60.5	▲	1.4	0.5	17.4
254	77	3	Technical University of Denmark	HE	DNK	WE	10,758	51.3	60.2	▲	1.6	0.7	19.3
255	55	13	Keio University	HE	JPN	AS	10,745	16.7	46.3	▲	1.1	0.5	14.0
256	56	6	Hanyang University	HE	KOR	AS	10,721	20.5	44.8	◆	1.0	0.6	9.7
257	99	89	State University of New York, Stony Brook	HE	USA	NA	10,693	31.3	64.8	▲	1.7	0.5	23.3
258	78	17	Newcastle University Newcastle upon Tyne	HE	GBR	WE	10,649	41.7	65.8	▲	1.7	0.5	22.3
259	79	18	Universitat zu Koln	HE	DEU	WE	10,550	42.3	59.9	▲	1.5	0.5	21.9
260	80	4	Royal Institute of Technology	HE	SWE	WE	10,466	50.7	51.9	▲	1.3	0.6	12.9
261	100	90	University of Hawaii, Manoa	HE	USA	NA	10,409	39.0	63.9	▲	1.5	0.6	21.7
262	9	1	University of Auckland	HE	NZL	OC	10,382	45.1	55.9	▲	1.6	0.4	16.0
263	81	19	Johannes Gutenberg-Universitat Mainz	HE	DEU	WE	10,364	43.7	61.3	▲	1.6	0.6	23.8
264	101	91	University of Kansas	HE	USA	NA	10,349	24.6	61.5	▲	1.4	0.6	18.6
265	102	92	Colorado State University	HE	USA	NA	10,243	27.5	61.9	▲	1.4	0.7	20.0
266	103	93	IBM Corporation	PR	USA	NA	10,201	34.5	41.0	●	2.2	0.9	12.8
267	82	5	Universitat Politecnica de Catalunya	HE	ESP	WE	10,177	41.1	38.2	▲	1.2	0.7	8.4
268	57	14	Hiroshima University	HE	JPN	AS	10,141	22.5	51.0	◆	1.0	0.5	14.2
269	83	6	Universitat de Valencia	HE	ESP	WE	10,103	42.9	54.5	▲	1.2	0.5	17.3
270	84	20	Ruhr-Universitat Bochum	HE	DEU	WE	10,093	40.2	57.1	▲	1.2	0.6	18.2
271	85	21	Julius-Maximilians-Universitat Wurzburg	HE	DEU	WE	10,061	42.2	65.6	▲	1.5	0.6	26.9
272	104	94	University of Connecticut, Storrs	HE	USA	NA	10,038	25.1	56.7	▲	1.3	0.4	17.0
273	105	95	Louisiana State University, Baton Rouge	HE	USA	NA	10,017	27.4	58.2	▲	1.4	0.5	16.5
274	106	11	Laval University	HE	CAN	NA	9,957	35.5	60.6	▲	1.4	0.5	20.3
275	107	96	Indiana University-Bloomington	HE	USA	NA	9,942	28.9	61.3	▲	1.6	0.6	19.4
276	58	4	City University of Hong Kong	HE	HKG	AS	9,939	64.6	53.1	▲	1.4	0.7	12.8
277	86	9	Universite Claude Bernard, Lyon I	HE	FRA	WE	9,919	48.5	62.8	▲	1.4	0.6	20.8
278	108	97	Oak Ridge National Laboratory	GO	USA	NA	9,894	32.9	56.5	▲	1.5	0.8	17.0
279	109	12	Queen's University	HE	CAN	NA	9,863	35.9	57.2	▲	1.6	0.5	17.9
280	110	98	University of Oklahoma	HE	USA	NA	9,797	22.6	58.5	▲	1.4	0.5	17.8
281	111	99	Oregon Health & Science University	HE	USA	NA	9,768	22.5	74.6	●	2.0	0.7	30.1
282	59	28	National University of Defense Technology	HE	CHN	AS	9,762	4.8	7.7	◆	0.4	0.9	1.2
283	8	5	Universidade Federal do Rio Grande do Sul	HE	BRA	LA	9,750	25.3	38.7	◆	0.8	0.5	9.7
284	87	1	Medizinische Universitat Wien	HE	AUT	WE	9,716	41.7	68.5	▲	1.7	0.8	26.3
285	112	100	University of New Mexico	HE	USA	NA	9,702	26.7	63.2	▲	1.6	0.5	20.0
286	88	7	Universidad Autonoma de Madrid	HE	ESP	WE	9,680	41.9	59.3	▲	1.3	0.5	19.2

WR/RR/CR World/Region/Country Rank

AF Africa AS Asia EE Eastern Europe LA Latin America ME Middle East NA Northern America OC Oceania WE Western Europe

GO Government HE Higher Education HL Health PR Private OT Others

WR	RR	CR	Organization	Sector	Country	Region	Output	IC(%)	Q1(%)	NI	Spe	Exc	
287	89	22	Universitat Leipzig	HE	DEU	WE	9,648	36.3	54.0	▲	1.4	0.6	19.1
288	90	2	Norwegian University of Science and Technology	HE	NOR	WE	9,639	41.5	49.7	▲	1.4	0.5	14.0
289	91	23	Universitat Duisburg Essen	HE	DEU	WE	9,633	36.1	53.1	▲	1.4	0.6	19.0
290	113	101	Florida State University, Tallahassee	HE	USA	NA	9,629	29.4	59.5	▲	1.5	0.6	17.3
291	92	4	Universitat Bern	HE	CHE	WE	9,599	54.9	65.9	▲	1.7	0.6	23.8
292	114	102	National Institute of Standards and Technology	GO	USA	NA	9,594	31.9	58.9	▲	1.6	0.8	17.6
293	115	103	National Oceanic and Atmospheric Administration	GO	USA	NA	9,581	28.9	58.3	▲	1.6	0.9	20.7
294	60	29	University of Science and Technology Beijing	HE	CHN	AS	9,556	9.0	17.7	◆	0.5	0.9	2.2
295	10	9	The University of Adelaide	HE	AUS	OC	9,555	38.1	61.0	▲	1.4	0.5	18.5
296	61	30	Nankai University	HE	CHN	AS	9,490	18.5	34.8	◆	0.9	0.7	11.5
297	116	104	Oregon State University	HE	USA	NA	9,485	27.3	60.9	▲	1.4	0.7	19.0
298	93	1	Universidade do Porto	HE	PRT	WE	9,482	43.1	52.5	▲	1.3	0.5	15.6
299	62	4	National Tsing Hua University	HE	TWN	AS	9,385	18.9	57.0	▲	1.1	0.7	12.1
300	94	10	Universite Paul Sabatier, Toulouse III	HE	FRA	WE	9,359	54.4	64.5	▲	1.5	0.7	21.2
301	117	105	University of Massachusetts, Amherst	HE	USA	NA	9,349	32.6	63.0	▲	1.6	0.5	21.6
302	95	8	Radboud University Nijmegen Medical Centre	HL	NLD	WE	9,331	35.5	73.1	●	1.8	0.8	27.1
303	96	3	Catholic University of Louvain	HE	BEL	WE	9,299	50.4	56.5	▲	1.5	0.5	19.9
304	97	11	Universite de Strasbourg	HE	FRA	WE	9,294	58.0	67.1	▲	1.4	0.6	25.6
305	98	9	Eindhoven University of Technology	HE	NLD	WE	9,287	43.9	49.8	▲	1.7	0.7	15.0
306	8	1	University of Ljubljana	HE	SVN	EE	9,280	37.0	45.0	◆	0.9	0.5	10.6
307	99	2	Universidade Tecnica de Lisboa	HE	PRT	WE	9,269	44.4	45.8	▲	1.2	0.6	10.8
308	63	31	Nanjing University of Aeronautics and Astronautics	HE	CHN	AS	9,215	6.9	13.2	◆	0.6	0.9	2.3
309	100	11	Universita degli Studi di Roma Tor Vergata	HE	ITA	WE	9,203	38.4	54.4	▲	1.3	0.6	17.0
310	101	10	Wageningen University and Research Centre	HE	NLD	WE	9,175	53.8	68.6	▲	1.6	0.8	23.7
311	118	13	University of Manitoba	HE	CAN	NA	9,174	36.2	54.5	▲	1.3	0.4	16.3
312	119	14	Dalhousie University	HE	CAN	NA	9,130	35.1	57.9	▲	1.4	0.5	18.5
313	102	5	University of Gothenburg	HE	SWE	WE	9,128	45.7	66.6	▲	1.5	0.5	23.1
314	4	4	Ben-Gurion University of the Negev	HE	ISR	ME	9,053	36.6	56.4	▲	1.1	0.5	12.1
315	120	106	Yeshiva University	HE	USA	NA	9,043	25.1	77.7	●	1.8	0.7	31.5
316	121	107	University of Medicine & Dentistry of New Jersey	HE	USA	NA	9,041	19.3	71.7	▲	1.5	0.7	27.1
317	64	32	Xidian University	HE	CHN	AS	9,036	6.8	10.5	◆	0.5	0.9	2.1
318	65	5	The Hong Kong University of Science and Technology	HE	HKG	AS	9,027	56.9	56.4	▲	1.6	0.7	16.1
319	103	18	University of Warwick	HE	GBR	WE	9,025	43.2	63.0	▲	1.4	0.6	16.3
320	122	108	University of South Florida	HE	USA	NA	9,023	18.0	56.2	▲	1.4	0.5	17.2
321	5	1	University of Tehran	HE	IRN	ME	8,994	20.6	25.3	◆	0.8	0.6	6.1
322	104	5	Universite de Geneve	HE	CHE	WE	8,982	62.3	67.9	▲	1.7	0.6	28.0
323	66	5	Academia Sinica	GO	TWN	AS	8,869	39.5	66.6	▲	1.2	0.6	17.2
324	105	24	Friedrich-Schiller-Universitat Jena	HE	DEU	WE	8,838	37.7	57.4	▲	1.4	0.5	18.9
325	123	109	University of California, Riverside	HE	USA	NA	8,823	36.9	66.4	▲	1.7	0.6	22.7
326	67	33	Beijing University of Posts and Telecommunications	HE	CHN	AS	8,814	9.1	6.2	◆	0.4	0.9	1.3
327	68	15	Okayama University	HE	JPN	AS	8,792	23.2	53.4	◆	1.0	0.6	14.7
328	69	34	Chongqing University	HE	CHN	AS	8,787	11.9	13.3	◆	0.5	0.8	2.7
329	106	12	Universita degli Studi di Genova	HE	ITA	WE	8,777	34.0	53.9	▲	1.2	0.7	16.3
330	9	1	University of Zagreb	HE	HRV	EE	8,725	29.0	28.7	◆	0.7	0.6	5.9
331	124	110	US Geological Survey	GO	USA	NA	8,671	26.7	62.4	▲	1.4	0.9	20.5
332	107	25	Heinrich Heine Universitat Dusseldorf	HE	DEU	WE	8,662	34.6	61.8	▲	1.6	0.7	24.8
333	9	6	Universidade Federal de Minas Gerais	HE	BRA	LA	8,661	25.2	38.0	◆	0.8	0.6	9.3
334	70	35	Shanghai University	HE	CHN	AS	8,653	13.7	23.0	◆	0.7	0.8	5.3
335	125	111	Argonne National Laboratory	GO	USA	NA	8,633	43.9	58.4	▲	1.6	0.8	19.5
336	126	112	Virginia Commonwealth University	HE	USA	NA	8,625	21.3	69.5	▲	1.6	0.6	23.9
337	108	13	Politecnico di Milano	HE	ITA	WE	8,625	32.6	40.4	▲	1.3	0.7	8.8
338	109	2	Universitat Wien	HE	AUT	WE	8,580	59.5	58.3	▲	1.3	0.6	18.4
339	71	16	Kobe University	HE	JPN	AS	8,571	19.6	50.1	▲	1.0	0.5	13.2
340	127	15	National Research Council Canada	GO	CAN	NA	8,556	43.1	59.3	▲	1.4	0.7	19.2
341	72	36	Hunan University	HE	CHN	AS	8,510	11.7	24.3	◆	0.7	0.8	6.9

WR/RR/CR World/Region/Country Rank

AF Africa AS Asia EE Eastern Europe LA Latin America ME Middle East NA Northern America OC Oceania WE Western Europe

GO Government HE Higher Education HL Health PR Private OT Others

WR	RR	CR	Organization	Sector	Country	Region	Output	IC(%)	Q1(%)	NI	Spe	Exc	
342	110	4	Universite Libre de Bruxelles	HE	BEL	WE	8,491	55.2	58.0	▲	1.5	0.5	20.4
343	73	37	Beijing Jiaotong University	HE	CHN	AS	8,480	11.8	11.3	◆	0.5	0.8	1.8
344	111	19	Queen Mary, University of London	HE	GBR	WE	8,478	45.5	63.8	●	1.8	0.5	23.6
345	112	12	Universite des Sciences et Techniques du Languedoc, Montpellier II	HE	FRA	WE	8,407	52.9	65.6	▲	1.4	0.7	21.7
346	74	17	Chiba University	HE	JPN	AS	8,393	20.5	50.9	◆	1.0	0.6	16.0
347	128	113	Memorial Sloan-Kettering Cancer Center	HL	USA	NA	8,378	23.9	79.6	●	2.5	0.8	37.2
348	113	6	Karolinska University Hospital	HL	SWE	WE	8,375	44.0	70.7	●	1.8	0.8	30.6
349	114	3	Technische Universitat Wien	HE	AUT	WE	8,347	50.3	38.8	▲	1.3	0.7	9.9
350	129	114	University of Nebraska, Lincoln	HE	USA	NA	8,245	28.5	56.7	▲	1.2	0.6	15.6
351	115	26	Humboldt-Universitat zu Berlin	HE	DEU	WE	8,242	47.1	57.9	▲	1.4	0.5	21.7
352	116	27	Universitat Ulm	HE	DEU	WE	8,216	38.0	57.4	▲	1.5	0.6	21.8
353	117	20	University of Aberdeen	HE	GBR	WE	8,206	46.1	63.6	▲	1.6	0.5	22.7
354	130	115	University of South Carolina	HE	USA	NA	8,205	24.5	58.9	▲	1.5	0.5	18.6
355	131	116	University of Delaware	HE	USA	NA	8,199	26.5	59.7	▲	1.4	0.5	18.0
356	118	8	Universidad de Granada	HE	ESP	WE	8,155	36.5	48.2	▲	1.1	0.5	13.4
357	119	3	University of Bergen	HE	NOR	WE	8,116	54.4	63.3	▲	1.6	0.6	20.4
358	75	38	Wuhan University of Technology	HE	CHN	AS	8,105	7.2	12.0	◆	0.4	0.9	2.8
359	132	16	University of Saskatchewan	HE	CAN	NA	8,101	37.4	54.8	▲	1.1	0.5	14.5
360	120	21	University of York	HE	GBR	WE	8,099	40.0	59.4	▲	1.6	0.6	20.2
361	11	2	University of Otago	HE	NZL	OC	8,087	44.1	65.1	▲	1.4	0.5	19.2
362	76	39	Beijing Normal University	HE	CHN	AS	8,086	24.9	32.0	◆	0.7	0.7	7.3
363	10	2	Jagiellonian University	HE	POL	EE	8,049	38.9	40.9	◆	0.9	0.6	12.8
364	77	2	Indian Institute of Science	HE	IND	AS	8,042	24.4	56.4	▲	1.1	0.7	11.9
365	121	22	Queen's University Belfast	HE	GBR	WE	8,021	43.3	59.7	▲	1.4	0.4	17.7
366	10	2	Consejo Nacional de Ciencia y Tecnologia	GO	MEX	LA	8,000	40.4	39.5	◆	0.8	0.7	8.0
367	122	7	Stockholm University	HE	SWE	WE	7,997	54.8	68.1	▲	1.6	0.6	23.8
368	123	5	Universite de Liege	HE	BEL	WE	7,986	49.8	53.6	▲	1.4	0.5	19.1
369	133	117	University of Central Florida	HE	USA	NA	7,929	23.8	46.4	▲	1.3	0.6	12.1
370	78	18	Waseda University	HE	JPN	AS	7,914	21.9	37.1	▲	1.0	0.7	9.3
371	79	19	National Institute for Materials Science	GO	JPN	AS	7,893	31.3	61.4	▲	1.3	0.9	14.3
372	124	23	University of Leicester	HE	GBR	WE	7,870	45.3	64.7	▲	1.7	0.5	22.5
373	134	118	Wake Forest University	HE	USA	NA	7,864	19.0	72.0	●	2.0	0.6	27.8
374	125	13	Universite Rene Descartes, Paris 5	HE	FRA	WE	7,857	32.4	65.0	▲	1.7	0.7	26.7
375	135	119	George Washington University	HE	USA	NA	7,831	22.8	58.1	▲	1.5	0.6	15.9
376	136	120	University of Texas, Health Science Center at Houston	HE	USA	NA	7,827	24.7	72.3	▲	1.7	0.7	27.4
377	126	28	Technische Universitat Berlin	HE	DEU	WE	7,822	40.5	42.3	▲	1.3	0.6	11.4
378	127	24	University of Durham	HE	GBR	WE	7,807	48.2	62.3	●	1.8	0.7	23.1
379	128	2	Aalto University	HE	FIN	WE	7,805	40.9	47.8	▲	1.4	0.7	11.7
380	137	17	University of Guelph	HE	CAN	NA	7,803	40.4	59.0	▲	1.2	0.7	17.0
381	11	7	Universidade Federal de Sao Paulo	HE	BRA	LA	7,791	19.3	40.3	◆	0.8	0.8	9.9
382	138	121	Georgetown University	HE	USA	NA	7,774	19.9	65.7	▲	1.5	0.6	21.7
383	1	1	University of Cape Town	HE	ZAF	AF	7,749	50.0	58.1	▲	1.4	0.6	17.1
384	139	122	Wright-Patterson Air Force Base	GO	USA	NA	7,739	12.5	37.4	▲	1.2	0.8	9.0
385	129	1	University College Dublin	HE	IRL	WE	7,707	46.8	56.5	▲	1.4	0.5	16.2
386	130	29	Universitat Regensburg	HE	DEU	WE	7,666	38.6	61.4	▲	1.5	0.8	22.9
387	80	7	Kyungpook National University	HE	KOR	AS	7,589	27.8	42.5	◆	1.0	0.6	11.6
388	140	123	Lawrence Livermore National Laboratory	GO	USA	NA	7,561	34.3	60.6	▲	1.6	0.8	20.2
389	141	124	CareGroup Healthcare System	HL	USA	NA	7,559	29.9	82.9	●	2.4	0.8	37.4
390	131	30	Philipps-Universitat Marburg	HE	DEU	WE	7,530	36.9	57.8	▲	1.4	0.6	23.5
391	11	1	Bulgarian Academy of Sciences	GO	BGR	EE	7,530	60.2	37.2	◆	0.8	0.8	8.6
392	132	14	Universita degli Studi di Bari	HE	ITA	WE	7,529	33.5	55.3	▲	1.2	0.7	16.8
393	133	31	Technische Universitat Darmstadt	HE	DEU	WE	7,526	46.7	42.4	▲	1.3	0.7	12.0
394	134	32	Freie Universitat Berlin	HE	DEU	WE	7,522	46.0	59.6	▲	1.3	0.6	21.0
395	135	1	Istanbul University	HE	TUR	WE	7,498	16.6	35.9	◆	0.7	0.6	8.8
396	12	1	University of Belgrade	HE	SRB	EE	7,482	39.5	35.5	◆	0.7	0.6	6.2
397	142	18	Simon Fraser University	HE	CAN	NA	7,473	43.7	54.5	▲	1.5	0.6	15.1
398	136	2	Hacettepe University	HE	TUR	WE	7,473	17.6	38.3	◆	0.8	0.6	8.3
399	81	40	China University of Petroleum	HE	CHN	AS	7,469	6.3	10.7	◆	0.4	0.9	1.9
400	137	11	Radboud University Nijmegen	HE	NLD	WE	7,450	46.1	66.8	▲	1.6	0.6	21.3

WR/RR/CR World/Region/Country Rank

AF Africa AS Asia EE Eastern Europe LA Latin America ME Middle East NA Northern America OC Oceania WE Western Europe

GO Government HE Higher Education HL Health PR Private OT Others

WR	RR	CR	Organization	Sector	Country	Region	Output	IC(%)	Q1(%)	NI	Spe	Exc	
401	82	8	Pusan National University	HE	KOR	AS	7,431	23.2	42.4	◆	0.9	0.6	9.5
402	138	33	Medizinische Hochschule Hannover	HE	DEU	WE	7,428	32.7	58.5	▲	1.6	0.8	23.8
403	139	34	Universitat Stuttgart	HE	DEU	WE	7,404	41.9	46.9	▲	1.3	0.7	13.0
404	83	41	Lanzhou University	HE	CHN	AS	7,394	14.0	38.9	◆	0.9	0.7	10.6
405	84	42	Beijing University of Technology	HE	CHN	AS	7,381	9.2	14.7	◆	0.5	0.9	2.2
406	140	12	Maastricht University	HE	NLD	WE	7,363	45.4	71.2	▲	1.7	0.7	26.0
407	12	1	Universidad de Chile	HE	CHL	LA	7,354	46.3	45.8	◆	0.9	0.5	11.6
408	85	43	East China University of Science and Technology	HE	CHN	AS	7,321	12.3	31.3	◆	0.7	0.8	7.6
409	141	9	Universidad Politecnica de Valencia	HE	ESP	WE	7,307	29.9	43.5	▲	1.2	0.7	10.8
410	143	125	Children's Hospital Boston	HL	USA	NA	7,289	27.3	80.7	●	2.4	0.8	34.8
411	144	126	Pfizer Inc.	PR	USA	NA	7,266	29.1	76.8	●	2.2	0.8	34.8
412	86	9	Pohang University of Science and Technology	HE	KOR	AS	7,248	28.3	56.8	▲	1.4	0.7	15.6
413	142	15	Universita degli Studi di Pavia	HE	ITA	WE	7,227	36.5	57.5	▲	1.4	0.6	18.5
414	145	127	US Naval Research Laboratory	GO	USA	NA	7,208	24.0	57.5	▲	1.6	0.8	16.4
415	143	35	Christian-Albrechts-Universitat zu Kiel	HE	DEU	WE	7,206	45.8	59.4	▲	1.5	0.6	20.7
416	146	128	University of Louisville	HE	USA	NA	7,163	23.6	62.1	▲	1.4	0.5	21.8
417	144	8	Chalmers University of Technology	HE	SWE	WE	7,133	45.9	49.7	▲	1.3	0.7	12.7
418	145	36	Forschungszentrum Julich in der Helmholtz Gemeinschaft	GO	DEU	WE	7,069	57.0	66.0	▲	1.5	0.8	20.4
419	87	44	China Agricultural University	HE	CHN	AS	7,023	23.3	32.6	◆	0.7	0.8	7.6
420	88	20	Japan Atomic Energy Agency	GO	JPN	AS	7,015	26.3	50.1	◆	0.9	0.9	7.9
421	147	129	Auburn University	HE	USA	NA	7,000	19.2	44.8	▲	1.1	0.6	10.4
422	146	2	Trinity College Dublin	HE	IRL	WE	6,985	50.3	59.3	▲	1.7	0.5	19.1
423	147	10	Universidad de Sevilla	HE	ESP	WE	6,966	36.4	50.0	▲	1.1	0.5	13.3
424	148	130	University of Notre Dame	HE	USA	NA	6,960	33.9	59.4	▲	1.5	0.6	18.0
425	89	45	Nanjing University of Science and Technology	HE	CHN	AS	6,929	8.9	13.1	◆	0.5	0.8	3.2
426	149	131	University of Houston	HE	USA	NA	6,928	28.6	55.2	▲	1.3	0.6	15.8
427	150	132	Drexel University	HE	USA	NA	6,907	22.2	57.0	▲	1.5	0.5	17.5
428	151	19	University of Victoria	HE	CAN	NA	6,869	48.7	51.9	▲	1.4	0.6	16.4
429	90	46	Xiamen University	HE	CHN	AS	6,852	18.9	33.7	◆	0.8	0.7	7.9
430	148	13	University of Twente	HE	NLD	WE	6,832	40.0	51.4	▲	1.6	0.7	15.0
431	149	11	Universidad de Zaragoza	HE	ESP	WE	6,796	36.2	52.1	▲	1.2	0.6	13.8
432	13	1	Slovak Academy of Sciences	GO	SVK	EE	6,760	53.8	40.0	◆	0.8	0.7	9.7
433	150	12	Universidade de Santiago de Compostela	HE	ESP	WE	6,752	39.2	54.3	▲	1.2	0.6	16.9
434	151	14	Universite Joseph Fourier, Grenoble I	HE	FRA	WE	6,750	56.6	67.8	▲	1.5	0.7	23.4
435	152	16	Universita Cattolica del Sacro Cuore	HE	ITA	WE	6,732	25.6	59.8	▲	1.2	0.7	19.1
436	153	17	Istituto Nazionale di Astrofisica	GO	ITA	WE	6,718	74.4	64.9	▲	1.4	1.0	26.7
437	152	133	Rice University	HE	USA	NA	6,717	30.8	64.5	●	2.0	0.6	23.5
438	154	6	University of Antwerp	HE	BEL	WE	6,713	57.5	63.5	▲	1.5	0.5	21.5
439	6	5	Weizmann Institute of Science	HE	ISR	ME	6,711	52.9	74.9	●	1.8	0.7	29.9
440	153	134	Medical University of South Carolina	HE	USA	NA	6,701	18.1	75.0	▲	1.7	0.7	28.0
441	155	13	Universidad del Pais Vasco	HE	ESP	WE	6,677	34.7	54.8	▲	1.1	0.5	13.1
442	156	14	Universidad Politecnica de Madrid	HE	ESP	WE	6,636	33.4	40.0	◆	1.0	0.7	6.9
443	157	37	Justus-Liebig-Universitat Giessen	HE	DEU	WE	6,633	39.1	55.3	▲	1.3	0.7	20.4
444	158	9	Linkoping University	HE	SWE	WE	6,627	38.1	55.2	▲	1.3	0.5	15.0
445	154	135	University of Texas Health Science Center at San Antonio	HE	USA	NA	6,622	27.0	73.1	●	2.0	0.7	30.1
446	155	20	Hospital for Sick Children	HL	CAN	NA	6,606	40.2	73.0	▲	1.6	0.8	27.3
447	159	3	University of Patras	HE	GRC	WE	6,600	28.1	45.7	▲	1.1	0.5	11.3
448	160	18	Universita degli Studi di Palermo	HE	ITA	WE	6,588	26.2	50.8	▲	1.1	0.5	13.8
449	161	4	RigsHospitalet	HL	DNK	WE	6,554	38.5	68.9	●	2.2	0.8	30.7
450	162	4	Oslo University Hospital	HL	NOR	WE	6,521	38.8	68.8	●	1.8	0.8	25.9
451	163	25	Oxford Radcliffe Hospitals NHS Trust	HL	GBR	WE	6,513	41.2	75.5	●	2.2	0.8	32.0
452	13	3	Comision Coordinadora de Institutos Nacionales de Salud y Hospitales de Alta Especialidad	HL	MEX	LA	6,476	26.1	37.9	◆	0.9	0.8	12.7
453	164	19	Universita degli Studi di Catania	HE	ITA	WE	6,466	28.6	45.9	▲	1.0	0.6	12.4
454	165	26	Loughborough University	HE	GBR	WE	6,459	34.0	45.9	▲	1.2	0.6	10.3
455	166	4	National Technical University of Athens	HE	GRC	WE	6,451	30.8	39.0	▲	1.1	0.7	7.6
456	167	20	Politecnico di Torino	HE	ITA	WE	6,446	34.3	40.7	▲	1.4	0.7	8.6

WR/RR/CR World/Region/Country Rank

AF Africa AS Asia EE Eastern Europe LA Latin America ME Middle East NA Northern America OC Oceania WE Western Europe

GO Government HE Higher Education HL Health PR Private OT Others

WR	RR	CR	Organization	Sector	Country	Region	Output	IC(%)	Q1(%)	NI	Spe	Exc	
457	156	136	Washington State University, Pullman	HE	USA	NA	6,434	27.7	64.2	▲	1.3	0.6	19.4
458	168	27	University of Surrey	HE	GBR	WE	6,409	41.0	46.9	▲	1.2	0.6	11.4
459	169	28	University of Strathclyde	HE	GBR	WE	6,407	38.4	50.4	▲	1.2	0.6	12.4
460	170	38	Universitat des Saarlandes	HE	DEU	WE	6,368	33.6	54.9	▲	1.5	0.7	20.1
461	91	6	National Central University	HE	TWN	AS	6,365	24.7	50.4	▲	1.0	0.7	9.9
462	157	137	Temple University	HE	USA	NA	6,363	21.7	62.1	▲	1.3	0.6	17.5
463	158	138	Rensselaer Polytechnic Institute	HE	USA	NA	6,343	28.3	54.0	▲	1.7	0.7	16.7
464	7	2	Tehran University of Medical Sciences	HE	IRN	ME	6,330	14.8	28.9	◆	0.7	0.8	7.7
465	171	3	Ankara University	HE	TUR	WE	6,327	16.6	31.1	◆	0.6	0.6	7.0
466	92	10	Inha University	HE	KOR	AS	6,287	17.9	37.9	◆	0.9	0.7	9.6
467	93	47	North China Electric Power University	HE	CHN	AS	6,276	5.3	4.6	◆	0.6	0.9	2.2
468	94	7	Chang Gung University	HE	TWN	AS	6,262	14.9	55.8	◆	0.9	0.7	12.4
469	172	3	University of Turku	HE	FIN	WE	6,258	46.7	64.4	▲	1.3	0.5	21.8
470	95	48	Harbin Engineering University	HE	CHN	AS	6,252	6.1	7.9	◆	0.4	0.9	1.4
471	96	21	Nihon University	HE	JPN	AS	6,246	18.9	44.9	◆	0.7	0.6	9.4
472	97	22	Kanazawa University	HE	JPN	AS	6,246	19.2	49.8	◆	1.0	0.7	16.1
473	98	3	Indian Institute of Technology, Kharagpur	HE	IND	AS	6,213	17.6	48.0	▲	1.1	0.7	9.4
474	99	49	Southwest Jiaotong University	HE	CHN	AS	6,196	9.6	11.9	◆	0.6	0.8	2.4
475	159	139	Thomas Jefferson University	HE	USA	NA	6,187	22.4	72.0	▲	1.6	0.7	26.6
476	173	10	Umea University	HE	SWE	WE	6,179	47.1	68.2	▲	1.5	0.6	24.0
477	174	21	Universita degli Studi di Perugia	HE	ITA	WE	6,177	37.9	59.1	▲	1.4	0.6	18.1
478	14	4	Centro de Investigacion y de Estudios Avanzados del IPN	HE	MEX	LA	6,164	37.1	43.2	◆	0.8	0.7	9.4
479	160	140	Scripps Research Institute	HL	USA	NA	6,162	35.3	90.9	●	2.3	0.8	49.6
480	175	39	Martin-Luther-Universitat Halle-Wittenberg	HE	DEU	WE	6,152	35.4	56.8	▲	1.2	0.6	18.3
481	161	141	University of Texas, Dallas	HE	USA	NA	6,149	30.1	56.5	▲	1.7	0.6	17.6
482	176	22	Universita degli Studi di Siena	HE	ITA	WE	6,145	36.5	55.0	▲	1.2	0.6	17.0
483	177	4	University of Eastern Finland	HE	FIN	WE	6,138	37.8	65.6	▲	1.5	0.6	22.1
484	162	142	Kansas State University	HE	USA	NA	6,131	25.4	54.9	▲	1.2	0.6	14.3
485	178	6	Universitat Basel	HE	CHE	WE	6,129	59.5	70.6	▲	1.7	0.6	28.9
486	179	7	Universitatsspital Zurich	HL	CHE	WE	6,096	43.6	65.4	●	1.8	0.8	26.7
487	163	143	Clemson University	HE	USA	NA	6,090	20.8	49.3	▲	1.2	0.6	12.7
488	180	4	Gazi University	HE	TUR	WE	6,059	8.8	31.3	◆	0.7	0.6	6.5
489	181	29	Guy's & Saint Thomas'NHS Foundation Trust	HL	GBR	WE	6,057	33.4	67.3	▲	1.7	0.8	26.9
490	14	3	University of Warsaw	HE	POL	EE	6,055	47.6	44.6	▲	1.0	0.7	12.0
491	164	21	Concordia University	HE	CAN	NA	6,053	30.9	35.8	▲	1.1	0.6	8.1
492	100	1	Chulalongkorn University	HE	THA	AS	6,047	36.5	39.2	◆	0.9	0.6	9.9
493	101	11	Kyung Hee University	HE	KOR	AS	6,041	20.8	42.7	◆	0.9	0.7	9.6
494	102	50	Soochow University, Suzhou	HE	CHN	AS	6,039	15.7	27.8	◆	0.6	0.7	6.8
495	182	8	Hopitaux Universitaires de Geneve	HL	CHE	WE	6,029	38.6	60.2	▲	1.6	0.8	21.4
496	183	5	University of Oulu	HE	FIN	WE	5,995	43.3	54.0	▲	1.3	0.6	16.3
497	184	30	The University of Reading	HE	GBR	WE	5,989	42.1	60.1	▲	1.4	0.6	17.5
498	103	12	Chungnam National University	HE	KOR	AS	5,973	22.4	42.1	◆	0.8	0.7	9.6
499	185	15	Universite Bordeaux I	HE	FRA	WE	5,973	48.1	56.3	▲	1.4	0.7	16.5
500	165	144	Medical College of Wisconsin	HE	USA	NA	5,971	18.2	74.7	▲	1.7	0.7	26.7
501	104	8	National Yang-Ming University	HE	TWN	AS	5,971	13.6	60.7	◆	0.9	0.7	14.3
502	166	145	Dana Farber Cancer Institute	HL	USA	NA	5,966	30.3	85.9	●	3.1	0.9	45.5
503	8	3	Sharif University of Technology	HE	IRN	ME	5,950	19.9	30.8	◆	1.0	0.8	5.2
504	105	23	Tokyo University of Science	HE	JPN	AS	5,940	15.5	41.6	◆	1.0	0.7	10.4
505	186	40	Universitat Rostock	HE	DEU	WE	5,930	34.9	47.7	▲	1.2	0.6	16.7
506	187	15	Hospital Clinic i Provincial de Barcelona	HL	ESP	WE	5,919	30.2	59.4	●	2.0	0.8	25.3
507	167	22	Carleton University	HE	CAN	NA	5,897	35.0	42.7	▲	1.2	0.6	10.7
508	106	24	Nippon Telegraph and Telephone Corporation	PR	JPN	AS	5,897	12.9	28.4	◆	1.0	0.9	6.7
509	188	7	Vrije University Brussel	HE	BEL	WE	5,889	49.5	54.6	▲	1.4	0.5	17.5
510	189	31	Lancaster University	HE	GBR	WE	5,889	46.4	55.1	▲	1.7	0.6	15.8
511	190	32	University of St. Andrews	HE	GBR	WE	5,878	52.9	63.2	▲	1.6	0.7	21.6
512	168	146	Brookhaven National Laboratory	GO	USA	NA	5,865	47.0	57.7	▲	1.6	0.8	21.2
513	169	147	University of Texas Medical Branch	HE	USA	NA	5,850	23.0	73.7	▲	1.4	0.8	27.7
514	191	8	University Hospitals Leuven	HL	BEL	WE	5,836	41.3	64.6	●	2.2	0.8	27.7
515	170	148	West Virginia University	HE	USA	NA	5,832	18.5	50.4	▲	1.1	0.5	13.6
516	192	33	University of Bath	HE	GBR	WE	5,831	41.6	58.3	▲	1.5	0.5	17.9

WR/RR/CR World/Region/Country Rank

AF Africa AS Asia EE Eastern Europe LA Latin America ME Middle East NA Northern America OC Oceania WE Western Europe

GO Government HE Higher Education HL Health PR Private OT Others

WR	RR	CR	Organization	Sector	Country	Region	Output	IC(%)	Q1(%)	NI	Spe	Exc	
517	193	34	London School of Hygiene and Tropical Medicine	HE	GBR	WE	5,831	63.7	82.7	●	2.6	0.8	32.3
518	194	16	Institut National de Recherche en Informatique et en Automatique	GO	FRA	WE	5,818	42.3	26.5	●	1.8	0.9	8.8
519	195	35	University of Exeter	HE	GBR	WE	5,800	38.7	60.7	▲	1.5	0.6	16.7
520	196	23	Universita degli Studi di Milano-Bicocca	HE	ITA	WE	5,744	41.9	59.1	▲	1.5	0.8	19.1
521	107	2	Mahidol University	HE	THA	AS	5,742	42.6	50.0	◆	1.0	0.7	14.2
522	197	3	Universidade de Lisboa	HE	PRT	WE	5,738	50.7	53.2	▲	1.1	0.6	15.0
523	108	9	National Chung Hsing University	HE	TWN	AS	5,729	13.7	54.7	▲	1.0	0.6	11.5
524	198	17	Hospices Civils de Lyon	HL	FRA	WE	5,728	25.5	49.2	▲	1.4	0.8	20.1
525	109	51	China University of Mining and Technology	HE	CHN	AS	5,727	6.1	7.6	◆	0.6	0.9	1.6
526	171	23	York University	HE	CAN	NA	5,722	38.3	51.1	▲	1.3	0.6	13.6
527	199	36	Medical Research Council	HL	GBR	WE	5,716	50.1	88.1	●	2.4	0.8	45.5
528	172	149	University of Vermont	HE	USA	NA	5,702	25.3	70.2	▲	1.6	0.5	23.9
529	200	41	Otto-von-Guericke-Universitat Magdeburg	HE	DEU	WE	5,701	33.4	50.3	▲	1.3	0.6	17.5
530	110	13	Chonnam National University	HE	KOR	AS	5,678	25.4	47.4	◆	0.9	0.6	11.9
531	111	14	Electronics Telecommunication Research Institute	GO	KOR	AS	5,660	11.3	26.3	◆	0.9	0.9	4.5
532	12	10	Queensland University of Technology	HE	AUS	OC	5,659	36.9	44.8	▲	1.4	0.6	13.5
533	2	2	University of Pretoria	HE	ZAF	AF	5,628	37.7	39.0	◆	0.9	0.7	7.9
534	173	150	University of Massachusetts, Medical School at Worcester	HE	USA	NA	5,613	26.2	79.9	●	2.0	0.7	35.4
535	174	151	George Mason University	HE	USA	NA	5,612	25.5	48.3	▲	1.4	0.6	13.0
536	201	37	Science and Technology Facilities Council	GO	GBR	WE	5,608	69.2	63.6	▲	1.4	0.9	17.6
537	175	152	Merck & Co., Inc.	PR	USA	NA	5,598	29.4	78.7	●	2.4	0.8	36.9
538	15	4	Warsaw University of Technology	HE	POL	EE	5,590	29.3	27.6	◆	0.9	0.8	6.3
539	112	4	Indian Institute of Technology, Delhi	HE	IND	AS	5,583	21.5	42.3	▲	1.1	0.7	8.6
540	16	3	Saint Petersburg State University	HE	RUS	EE	5,538	44.8	28.0	◆	0.5	0.8	5.9
541	202	4	Universidade de Coimbra	HE	PRT	WE	5,530	46.0	47.8	▲	1.2	0.6	13.1
542	3	3	University of the Witwatersrand, Johannesburg	HE	ZAF	AF	5,518	43.0	50.8	▲	1.2	0.6	12.1
543	203	38	University of East Anglia	HE	GBR	WE	5,475	43.6	67.2	●	1.8	0.6	23.7
544	176	153	University of Mississippi	HE	USA	NA	5,472	26.2	60.7	▲	1.2	0.7	16.1
545	177	154	Tulane University	HE	USA	NA	5,471	26.7	69.1	▲	1.5	0.5	24.6
546	204	42	Universitat Bremen	HE	DEU	WE	5,450	41.1	46.9	▲	1.4	0.7	14.4
547	178	155	US Environmental Protection Agency	GO	USA	NA	5,440	17.9	63.9	▲	1.5	0.9	21.0
548	13	11	The University of Newcastle	HE	AUS	OC	5,430	39.0	55.8	▲	1.4	0.5	14.8
549	205	18	Ecole Polytechnique	HE	FRA	WE	5,422	60.6	61.5	▲	1.6	0.8	18.7
550	206	5	Universidade de Aveiro	HE	PRT	WE	5,414	48.3	50.6	▲	1.2	0.7	12.3
551	113	10	National Taiwan University Hospital	HL	TWN	AS	5,411	12.6	71.3	▲	1.2	0.8	16.3
552	207	24	Universita degli Studi di Parma	HE	ITA	WE	5,409	34.4	59.1	▲	1.3	0.6	18.4
553	14	12	University of Wollongong	HE	AUS	OC	5,404	41.6	51.0	▲	1.3	0.6	13.4
554	208	25	Universita degli Studi di Modena e Reggio Emilia	HE	ITA	WE	5,401	31.5	59.1	▲	1.3	0.6	17.9
555	114	11	Chang Gung Memorial Hospital, Taipei	HL	TWN	AS	5,397	17.4	58.1	▲	1.0	0.8	14.3
556	209	43	Gottfried Wilhelm Leibniz Universitat Hannover	HE	DEU	WE	5,395	38.1	43.5	▲	1.2	0.6	12.4
557	115	25	Kumamoto University	HE	JPN	AS	5,390	19.6	50.8	◆	0.9	0.6	15.5
558	210	9	Centre Hospitalier Universitaire Vaudois	HL	CHE	WE	5,384	37.3	58.0	▲	1.7	0.8	22.3
559	211	39	University of Dundee	HE	GBR	WE	5,381	39.6	68.9	▲	1.7	0.6	25.7
560	116	12	National Sun Yat-sen University	HE	TWN	AS	5,372	20.9	49.4	▲	1.1	0.7	9.8
561	117	26	Niigata University	HE	JPN	AS	5,371	22.0	47.3	◆	0.9	0.6	13.9
562	179	24	University of Quebec in Montreal	HE	CAN	NA	5,341	35.7	44.6	▲	1.2	0.6	12.0
563	9	1	Cairo University	HE	EGY	ME	5,337	30.8	29.4	◆	0.7	0.6	6.7
564	180	156	Pacific Northwest National Laboratory	GO	USA	NA	5,324	23.1	60.3	▲	1.6	0.8	22.2
565	181	157	Texas Tech University	HE	USA	NA	5,311	22.8	51.2	▲	1.1	0.5	11.2
566	182	158	Sandia National Laboratories, New Mexico	GO	USA	NA	5,298	15.0	49.9	▲	1.5	0.8	13.4
567	118	52	East China Normal University	HE	CHN	AS	5,295	22.3	35.2	◆	0.8	0.7	8.2
568	212	3	University College Cork	HE	IRL	WE	5,294	50.1	54.5	▲	1.3	0.5	17.1
569	119	5	All India Institute of Medical Sciences	HE	IND	AS	5,284	12.6	38.8	◆	0.7	0.8	8.4
570	213	44	Deutsches Zentrum fur Luft- und Raumfahrt	GO	DEU	WE	5,282	45.0	37.4	▲	1.4	0.8	10.3
571	120	53	Zhengzhou University	HE	CHN	AS	5,279	9.6	20.3	◆	0.5	0.7	5.1

WR/RR/CR World/Region/Country Rank

AF Africa AS Asia EE Eastern Europe LA Latin America ME Middle East NA Northern America OC Oceania WE Western Europe

GO Government HE Higher Education HL Health PR Private OT Others

WR	RR	CR	Organization	Sector	Country	Region	Output	IC(%)	Q1(%)	NI	Spe	Exc	
572	121	27	Osaka City University	HE	JPN	AS	5,278	21.6	51.1	◆	0.9	0.7	14.5
573	183	159	Intel Corporation	PR	USA	NA	5,275	23.8	39.5	●	2.3	0.9	12.5
574	15	13	Curtin University of Technology	HE	AUS	OC	5,263	39.5	47.8	▲	1.3	0.6	9.9
575	122	28	University of Tokushima	HE	JPN	AS	5,263	17.4	42.1	◆	0.8	0.7	12.4
576	123	6	Indian Council of Agricultural Research	GO	IND	AS	5,258	10.1	24.2	◆	0.4	0.9	4.6
577	214	5	Middle East Technical University	HE	TUR	WE	5,243	27.0	41.5	▲	1.0	0.6	9.0
578	215	10	Universite de Lausanne	HE	CHE	WE	5,187	54.4	71.4	●	1.8	0.6	28.2
579	16	3	Massey University	HE	NZL	OC	5,179	46.6	49.7	▲	1.1	0.6	12.6
580	124	15	University of Ulsan	HE	KOR	AS	5,179	16.2	51.3	▲	1.0	0.7	14.1
581	125	54	Second Military Medical University	HE	CHN	AS	5,168	9.6	29.1	◆	0.5	0.9	7.0
582	4	4	Stellenbosch University	HE	ZAF	AF	5,156	40.2	50.1	▲	1.1	0.6	13.7
583	184	25	Agriculture and Agri-Food Canada	GO	CAN	NA	5,153	35.3	50.3	▲	1.1	0.8	13.5
584	216	40	Imperial College Healthcare NHS Trust	HL	GBR	WE	5,136	35.9	71.7	●	2.0	0.8	30.6
585	126	29	Tokyo Medical and Dental University	HE	JPN	AS	5,134	19.5	58.3	▲	1.1	0.8	22.0
586	217	11	Swedish University of Agricultural Sciences	HE	SWE	WE	5,118	52.9	67.2	▲	1.4	0.8	20.0
587	218	26	Universita degli Studi di Ferrara	HE	ITA	WE	5,116	41.7	61.2	▲	1.5	0.7	19.6
588	219	6	Ege University	HE	TUR	WE	5,100	15.9	31.8	◆	0.8	0.7	8.3
589	185	160	Northeastern University	HE	USA	NA	5,098	28.2	54.1	▲	1.6	0.6	16.0
590	220	4	Medizinische Universitat Innsbruck	HE	AUT	WE	5,094	45.5	68.1	▲	1.6	0.8	24.4
591	186	26	McGill University Health Centre	HL	CAN	NA	5,091	38.2	73.3	●	1.9	0.8	31.5
592	15	3	Universidad Nacional de La Plata	HE	ARG	LA	5,084	42.4	46.2	◆	0.8	0.7	8.8
593	127	55	Jiangsu University	HE	CHN	AS	5,081	6.2	19.6	◆	0.5	0.8	2.7
594	17	14	Macquarie University	HE	AUS	OC	5,079	42.3	52.9	▲	1.4	0.6	15.4
595	18	15	Australian Research Council	GO	AUS	OC	5,074	44.7	68.6	●	2.0	0.7	23.0
596	16	8	Empresa Brasileira de Pesquisa Agropecuaria	GO	BRA	LA	5,066	19.4	22.1	◆	0.6	0.9	5.9
597	221	41	University of Sussex	HE	GBR	WE	5,063	40.9	63.8	▲	1.7	0.6	19.5
598	222	19	Universite de Rennes 1	HE	FRA	WE	5,059	44.5	58.1	▲	1.2	0.6	17.5
599	128	56	Ocean University of China	HE	CHN	AS	5,052	18.3	25.6	◆	0.6	0.7	6.1
600	17	2	Pontificia Universidad Catolica de Chile	HE	CHL	LA	5,051	42.7	47.2	◆	1.0	0.6	14.4
601	19	16	Griffith University	HE	AUS	OC	5,051	33.9	49.6	▲	1.2	0.6	12.9
602	223	45	German Cancer Research Center	GO	DEU	WE	5,050	49.7	79.4	●	1.8	0.8	35.5
603	17	5	Wroclaw University of Technology	HE	POL	EE	5,027	28.7	28.5	◆	0.7	0.8	5.5
604	129	16	Samsung Electronics	PR	KOR	AS	5,016	21.2	38.7	▲	1.1	0.9	5.7
605	224	27	Universita degli Studi di Trieste	HE	ITA	WE	5,012	49.7	62.3	▲	1.4	0.6	20.9
606	187	161	Brigham Young University	HE	USA	NA	5,001	18.0	47.3	▲	1.3	0.6	13.6
607	225	42	Biotechnology and Biological Sciences Research Council	GO	GBR	WE	4,994	56.1	81.4	●	1.9	0.8	37.2
608	130	7	Indian Institute of Technology, Madras	HE	IND	AS	4,990	19.8	47.2	◆	1.0	0.7	7.4
609	188	162	Children's Hospital of Philadelphia	HL	USA	NA	4,986	20.2	77.5	●	1.9	0.8	29.0
610	18	4	Russian Academy of Medical Sciences	HL	RUS	EE	4,984	24.6	21.6	◆	0.6	0.9	8.0
611	131	17	Chonbuk National University	HE	KOR	AS	4,972	28.2	43.1	◆	0.9	0.7	10.5
612	132	57	Beijing University of Chemical Technology	HE	CHN	AS	4,959	10.2	32.7	◆	0.7	0.9	7.8
613	133	18	Konkuk University	HE	KOR	AS	4,937	21.4	39.4	◆	0.8	0.6	9.2
614	134	1	University of Malaya	HE	MYS	AS	4,932	34.5	22.9	◆	0.7	0.7	4.7
615	226	16	Universidad de Oviedo	HE	ESP	WE	4,918	30.3	53.7	▲	1.1	0.5	14.4
616	18	9	Universidade Federal de Santa Catarina	HE	BRA	LA	4,915	24.2	32.5	◆	0.8	0.6	8.9
617	227	46	Technische Universitat Braunschweig	HE	DEU	WE	4,905	40.9	47.7	▲	1.2	0.7	13.9
618	189	163	Cincinnati Childrens Hospital Medical Center	HL	USA	NA	4,899	22.4	78.2	●	2.1	0.8	32.9
619	135	19	Korea Institute of Science and Technology	GO	KOR	AS	4,896	19.6	53.2	▲	1.1	0.8	13.6
620	19	5	Joint Institute for Nuclear Research	GO	RUS	EE	4,893	77.0	34.1	▲	1.0	1.0	11.3
621	228	6	Helsinki University Central Hospital	HL	FIN	WE	4,891	39.9	77.6	●	1.9	0.8	30.9
622	229	20	Universite de la Mediterranee, Aix-Marseille II	HE	FRA	WE	4,886	49.6	66.3	▲	1.5	0.7	24.4
623	230	5	University of Southern Denmark	HE	DNK	WE	4,876	53.5	65.2	▲	1.5	0.6	23.4
624	231	43	Cancer Research UK	HL	GBR	WE	4,854	47.3	89.9	●	2.3	0.9	47.5
625	232	44	Cambridge University Hospitals NHS Foundation Trust	HL	GBR	WE	4,849	32.7	74.6	●	2.1	0.8	32.3
626	233	45	Natural Environment Research Council	GO	GBR	WE	4,841	50.2	73.3	▲	1.7	0.9	26.8
627	190	164	Mississippi State University	HE	USA	NA	4,840	16.9	40.0	▲	1.1	0.6	7.8
628	136	30	Nagasaki University	HE	JPN	AS	4,835	20.7	48.0	◆	0.8	0.7	13.7
629	137	31	Tokyo University of Agriculture and Technology	HE	JPN	AS	4,810	20.4	44.7	◆	0.9	0.7	10.4
630	191	165	Oklahoma State University, Stillwater	HE	USA	NA	4,797	25.5	52.4	▲	1.2	0.6	12.8

WR/RR/CR World/Region/Country Rank

AF Africa AS Asia EE Eastern Europe LA Latin America ME Middle East NA Northern America OC Oceania WE Western Europe

GO Government HE Higher Education HL Health PR Private OT Others

WR	RR	CR	Organization	Sector	Country	Region	Output	IC(%)	Q1(%)	NI	Spe	Exc	
631	234	46	Brunel University	HE	GBR	WE	4,795	42.9	45.7	▲	1.4	0.7	11.9
632	20	2	Budapest University of Technology and Economics	HE	HUN	EE	4,781	38.6	35.5	◆	1.0	0.7	7.0
633	192	166	Fred Hutchinson Cancer Research Center	HL	USA	NA	4,776	28.6	88.9	●	2.5	0.9	42.7
634	138	32	University of Shizuoka	HE	JPN	AS	4,761	18.3	48.4	◆	0.9	0.7	10.0
635	139	2	Science University of Malaysia	HE	MYS	AS	4,760	35.2	26.2	◆	0.9	0.7	6.5
636	235	47	Technische Universitat Dortmund	HE	DEU	WE	4,755	38.0	45.6	▲	1.3	0.7	15.1
637	10	6	Bar-Ilan University	HE	ISR	ME	4,753	39.1	56.7	▲	1.1	0.6	12.7
638	140	33	Shinshu University	HE	JPN	AS	4,752	19.1	48.5	◆	0.9	0.6	12.8
639	193	167	University of Texas, Arlington	HE	USA	NA	4,722	25.5	45.7	▲	1.4	0.6	11.7
640	236	11	European Organization for Nuclear Research	GO	CHE	WE	4,713	80.3	37.1	▲	1.5	1.0	14.3
641	194	168	State University of New York, Albany	HE	USA	NA	4,706	26.6	61.6	▲	1.4	0.6	18.8
642	141	34	Osaka Prefecture University	HE	JPN	AS	4,705	17.4	42.2	◆	0.9	0.7	10.5
643	21	3	Semmelweis University	HE	HUN	EE	4,695	33.6	47.9	◆	0.9	0.8	14.6
644	195	169	Dartmouth-Hitchcock Health Care System	HL	USA	NA	4,694	19.4	76.4	●	2.2	0.8	31.2
645	196	170	Saint Louis University, Saint Louis	HE	USA	NA	4,678	20.2	65.4	●	1.8	0.6	23.6
646	237	28	Seconda Universita degli Studi di Napoli	HE	ITA	WE	4,675	24.8	57.6	▲	1.2	0.8	18.2
647	5	5	University of KwaZulu-Natal	HE	ZAF	AF	4,659	43.5	41.0	▲	1.0	0.7	10.5
648	142	35	Gifu University	HE	JPN	AS	4,621	19.5	50.3	◆	0.8	0.7	12.0
649	238	29	Universita degli Studi di Verona	HE	ITA	WE	4,611	32.3	58.9	▲	1.5	0.7	21.8
650	197	171	Georgia State University	HE	USA	NA	4,603	26.4	54.1	▲	1.3	0.7	15.1
651	143	8	Indian Institute of Technology, Bombay	HE	IND	AS	4,594	27.0	46.5	▲	1.1	0.7	9.2
652	198	172	University of Maryland, Baltimore County	HE	USA	NA	4,566	26.5	58.2	▲	1.6	0.7	19.4
653	199	173	Rush University	HE	USA	NA	4,563	18.7	69.9	●	1.9	0.8	27.8
654	239	30	Universita degli Studi di Messina	HE	ITA	WE	4,531	24.0	54.2	◆	1.0	0.6	15.0
655	144	9	Bhabha Atomic Research Centre	GO	IND	AS	4,530	18.5	54.4	◆	0.8	0.9	8.5
656	240	6	Aalborg University	HE	DNK	WE	4,520	51.0	41.0	▲	1.6	0.7	12.0
657	19	10	Universidade Federal do Parana	HE	BRA	LA	4,519	23.5	31.0	◆	0.7	0.6	6.9
658	11	4	Tarbiat Modares University	HE	IRN	ME	4,512	15.2	29.9	◆	0.8	0.6	7.1
659	241	47	The Leeds Teaching Hospitals NHS Trust	HL	GBR	WE	4,496	23.4	63.6	▲	1.5	0.8	21.8
660	20	5	Instituto Politecnico Nacional	HE	MEX	LA	4,486	29.1	32.0	◆	0.6	0.7	5.3
661	200	174	University of Arkansas, Fayetteville	HE	USA	NA	4,484	22.2	50.5	▲	1.1	0.7	12.2
662	201	175	University of Oregon	HE	USA	NA	4,483	29.6	65.3	▲	1.6	0.7	21.5
663	145	36	Tokai University	HE	JPN	AS	4,480	21.1	38.4	◆	0.8	0.6	10.0
664	146	10	Indian Institute of Technology, Kanpur	HE	IND	AS	4,467	26.3	49.6	▲	1.1	0.7	11.2
665	202	176	U.S. Food and Drug Administration	GO	USA	NA	4,466	24.2	69.7	▲	1.7	0.8	29.4
666	242	12	Paul Scherrer Institut	GO	CHE	WE	4,466	70.2	68.6	▲	1.7	0.8	21.0
667	147	13	Industrial Technology Research Institute of Taiwan	GO	TWN	AS	4,459	9.7	41.1	▲	1.1	0.8	7.5
668	203	177	Florida International University	HE	USA	NA	4,435	27.7	50.7	▲	1.2	0.6	13.0
669	204	178	Texas Medical Center	HL	USA	NA	4,433	23.1	82.4	●	1.8	0.8	40.2
670	12	5	Amirkabir University of Technology	HE	IRN	ME	4,425	15.5	26.3	▲	1.0	0.8	3.9
671	243	21	Centre Hospitalier Regional Universitaire de Lille	HL	FRA	WE	4,424	21.2	44.2	▲	1.6	0.9	18.9
672	148	58	China Petroleum and Chemical Corporation	PR	CHN	AS	4,401	3.3	7.0	◆	0.3	1.0	1.4
673	149	59	Zhejiang University of Technology	HE	CHN	AS	4,389	9.2	17.2	◆	0.6	0.8	4.4
674	150	37	Japan Aerospace Exploration Agency	GO	JPN	AS	4,377	39.0	40.4	▲	1.3	0.9	8.7
675	151	38	Gunma University	HE	JPN	AS	4,372	13.1	48.9	◆	0.8	0.7	13.8
676	205	179	Syracuse University	HE	USA	NA	4,364	25.4	53.9	▲	1.4	0.6	15.2
677	152	3	Putra University	HE	MYS	AS	4,359	23.7	19.5	◆	0.5	0.7	3.4
678	153	11	University of Delhi	HE	IND	AS	4,344	23.6	41.2	◆	0.8	0.6	11.0
679	244	7	Istanbul Technical University	HE	TUR	WE	4,341	26.1	41.9	▲	1.1	0.7	8.5
680	20	17	University of Technology, Sydney	HE	AUS	OC	4,333	35.6	36.9	▲	1.2	0.6	9.3
681	154	39	Hitachi Limited	PR	JPN	AS	4,327	11.7	31.2	◆	1.0	0.8	5.5
682	206	180	University of Nevada-Reno	HE	USA	NA	4,324	26.0	53.9	▲	1.4	0.6	16.2
683	245	14	University Hospital Maastricht	HL	NLD	WE	4,321	37.2	71.0	●	2.0	0.8	28.4
684	155	20	Catholic University of Korea	HE	KOR	AS	4,306	16.7	49.7	◆	0.8	0.8	12.1
685	21	18	La Trobe University	HE	AUS	OC	4,305	29.1	49.6	▲	1.1	0.7	13.6
686	22	19	University of Tasmania	HE	AUS	OC	4,301	37.4	56.8	▲	1.2	0.6	15.7
687	207	181	San Diego State University	HE	USA	NA	4,297	23.9	61.0	▲	1.6	0.6	17.6
688	156	4	National University of Malaysia	HE	MYS	AS	4,272	18.2	17.7	◆	0.6	0.7	3.6

WR/RR/CR World/Region/Country Rank

AF Africa AS Asia EE Eastern Europe LA Latin America ME Middle East NA Northern America OC Oceania WE Western Europe

GO Government HE Higher Education HL Health PR Private OT Others

WR	RR	CR	Organization	Sector	Country	Region	Output	IC(%)	Q1(%)	NI	Spe	Exc	
689	246	7	University of Tampere	HE	FIN	WE	4,263	36.8	62.5	▲	1.5	0.6	21.8
690	247	6	Universidade Nova de Lisboa	HE	PRT	WE	4,253	46.5	54.3	▲	1.2	0.6	15.5
691	248	22	Assistance Publique Hopitaux de Marseille	HL	FRA	WE	4,243	17.7	45.7	▲	1.3	0.8	17.7
692	208	182	University of California, Oakland	HE	USA	NA	4,238	27.5	62.1	●	2.3	0.6	21.6
693	249	31	Universita degli Studi di Trento	HE	ITA	WE	4,230	44.7	47.3	▲	1.4	0.7	12.3
694	209	183	University of Arkansas, Medical Sciences	HE	USA	NA	4,222	19.4	73.4	▲	1.5	0.7	25.5
695	250	48	Swansea University	HE	GBR	WE	4,219	35.5	50.2	▲	1.2	0.6	13.3
696	23	4	University of Canterbury	HE	NZL	OC	4,214	47.7	52.7	▲	1.2	0.6	12.1
697	251	9	Interuniversity Microelectronics Center	PR	BEL	WE	4,208	51.8	46.0	●	1.9	0.9	11.6
698	157	60	Hohai University	HE	CHN	AS	4,197	12.3	10.0	◆	0.5	0.9	1.4
699	252	23	Institut Pasteur de Paris	HL	FRA	WE	4,189	57.5	81.6	▲	1.7	0.9	40.8
700	21	11	Universidade Federal de Pernambuco	HE	BRA	LA	4,188	23.1	30.7	◆	0.7	0.6	5.8
701	210	27	Sherbrooke University	HE	CAN	NA	4,168	35.2	58.6	▲	1.3	0.5	17.8
702	253	5	University of Ioannina	HE	GRC	WE	4,168	37.6	56.1	▲	1.3	0.6	18.0
703	158	40	Kinki University	HE	JPN	AS	4,167	16.6	46.1	◆	0.9	0.7	11.2
704	254	5	Universitat Innsbruck	HE	AUT	WE	4,157	58.1	60.8	▲	1.5	0.7	20.6
705	255	48	Universitat Bielefeld	HE	DEU	WE	4,155	43.1	55.0	▲	1.4	0.7	18.4
706	211	184	Utah State University	HE	USA	NA	4,152	23.0	51.3	▲	1.3	0.6	14.6
707	212	185	University of Tennessee Health Science Center	HL	USA	NA	4,140	19.8	74.4	▲	1.6	0.7	26.6
708	256	6	University of Crete	HE	GRC	WE	4,139	48.4	63.5	▲	1.3	0.6	19.3
709	22	1	Politehnica University of Bucharest	HE	ROU	EE	4,139	26.1	11.1	◆	0.5	0.9	1.5
710	159	41	Tokyo Metropolitan University	HE	JPN	AS	4,135	25.5	45.8	▲	1.2	0.7	12.0
711	22	12	Universidade de Brasilia	HE	BRA	LA	4,132	27.3	32.9	◆	0.7	0.6	6.8
712	257	32	Universita degli Studi di Cagliari	HE	ITA	WE	4,124	33.8	56.2	▲	1.2	0.6	16.2
713	23	13	Universidade Federal de Sao Carlos	HE	BRA	LA	4,122	20.7	40.4	◆	0.7	0.7	7.1
714	24	1	Universidad de Puerto Rico	HE	PRI	LA	4,119	59.5	49.7	▲	1.0	0.6	12.8
715	258	6	Technische Universitat Graz	HE	AUT	WE	4,112	44.0	40.6	▲	1.4	0.7	11.8
716	259	17	Universidad de Castilla-La Mancha	HE	ESP	WE	4,107	34.6	49.2	▲	1.3	0.6	14.5
717	213	186	University of Texas, San Antonio	HE	USA	NA	4,099	26.4	49.5	▲	1.3	0.6	15.7
718	160	61	Yanshan University	HE	CHN	AS	4,082	7.6	14.9	◆	0.5	0.8	2.2
719	260	18	Universidad de Navarra	HE	ESP	WE	4,079	30.0	50.3	▲	1.2	0.6	16.3
720	161	62	Hefei University of Technology	HE	CHN	AS	4,070	10.8	15.9	◆	0.6	0.8	3.8
721	23	3	Masaryk University	HE	CZE	EE	4,062	33.5	35.9	◆	0.8	0.6	10.4
722	261	19	Universidade de Vigo	HE	ESP	WE	4,060	31.5	47.1	▲	1.2	0.6	13.5
723	214	28	Memorial University of Newfoundland	HE	CAN	NA	4,057	36.7	50.0	▲	1.2	0.6	13.4
724	262	20	Universidad de Murcia	HE	ESP	WE	4,048	26.7	48.3	▲	1.1	0.6	13.8
725	24	4	University of Szeged	HE	HUN	EE	4,047	44.8	55.5	◆	1.0	0.7	15.3
726	162	63	China Academy of Engineering Physics	GO	CHN	AS	4,047	3.2	11.2	◆	0.4	0.9	1.5
727	263	24	Institut Polytechnique de Grenoble	HE	FRA	WE	4,043	42.9	40.2	▲	1.4	0.8	8.9
728	24	20	Deakin University	HE	AUS	OC	4,027	31.6	46.4	▲	1.3	0.6	12.0
729	25	5	Eotvos Lorand University	HE	HUN	EE	4,025	48.8	50.8	▲	1.0	0.7	13.5
730	264	33	Istituto Superiore di Sanita	HL	ITA	WE	4,025	35.3	63.7	▲	1.4	0.8	26.5
731	25	21	Royal Melbourne Institute of Technology	HE	AUS	OC	4,023	32.7	40.4	▲	1.1	0.6	8.9
732	163	42	University of Toyama	HE	JPN	AS	4,021	22.4	53.5	◆	0.9	0.7	14.4
733	164	43	Yamaguchi University	HE	JPN	AS	4,020	17.3	44.5	◆	0.8	0.6	11.1
734	165	12	Jadavpur University	HE	IND	AS	4,011	23.3	33.7	◆	0.9	0.7	7.8
735	26	6	AGH University of Science and Technology	HE	POL	EE	4,011	31.7	28.9	◆	0.7	0.8	4.2
736	166	64	Donghua University	HE	CHN	AS	4,008	14.7	25.6	▲	1.1	0.8	7.7
737	265	15	Netherlands Organisation for Applied Scientific Research	GO	NLD	WE	3,997	34.9	51.9	▲	1.5	0.6	17.5
738	215	187	Pennsylvania State University, College of Medicine	HL	USA	NA	3,994	18.2	75.2	▲	1.5	0.7	27.8
739	216	188	Loyola University Chicago	HE	USA	NA	3,989	17.0	65.8	▲	1.5	0.7	22.2
740	26	22	James Cook University	HE	AUS	OC	3,989	43.3	57.9	▲	1.3	0.7	16.6
741	217	189	Dartmouth College	HE	USA	NA	3,987	24.1	64.2	●	1.9	0.7	22.5
742	266	13	Universitatsspital Basel	HL	CHE	WE	3,981	44.8	66.7	●	1.9	0.8	25.5
743	27	4	Czech Technical University in Prague	HE	CZE	EE	3,974	36.4	26.3	◆	0.9	0.8	4.7
744	267	7	Universidade do Minho	HE	PRT	WE	3,972	44.7	45.0	▲	1.4	0.7	12.5
745	28	7	Adam Mickiewicz University	HE	POL	EE	3,960	36.3	39.6	◆	0.7	0.8	7.8
746	29	2	Slovenian Academy of Sciences and Arts	GO	SVN	EE	3,945	55.9	53.1	▲	1.1	0.8	12.4

WR/RR/CR World/Region/Country Rank

AF Africa AS Asia EE Eastern Europe LA Latin America ME Middle East NA Northern America OC Oceania WE Western Europe

GO Government HE Higher Education HL Health PR Private OT Others

WR	RR	CR	Organization	Sector	Country	Region	Output	IC(%)	Q1(%)	NI	Spe	Exc	
747	167	14	National Taiwan University of Science and Technology	HE	TWN	AS	3,938	11.3	42.6	▲	1.0	0.8	6.6
748	168	65	Huazhong Normal University	HE	CHN	AS	3,922	16.8	26.2	◆	0.9	0.8	9.0
749	13	7	University of Haifa	HE	ISR	ME	3,911	37.1	48.0	▲	1.1	0.7	10.2
750	169	21	Chungbuk National University	HE	KOR	AS	3,891	25.1	38.6	◆	0.8	0.7	9.5
751	268	34	Universita degli Studi di Salerno	HE	ITA	WE	3,890	35.0	47.3	▲	1.1	0.7	11.6
752	269	49	Royal Free Hampstead NHS Trust	HE	GBR	WE	3,886	35.2	71.1	●	1.9	0.8	31.2
753	270	50	The Open University	HE	GBR	WE	3,870	39.7	53.3	▲	1.5	0.7	14.1
754	271	49	Universitat Bayreuth	HE	DEU	WE	3,868	48.8	67.0	▲	1.4	0.7	20.3
755	272	35	Fondazione IRCCS San Raffaele del Monte Tabor	HL	ITA	WE	3,866	35.2	75.5	●	2.1	0.8	33.9
756	218	190	University of Alabama, Tuscaloosa	HE	USA	NA	3,863	21.4	50.6	▲	1.3	0.7	13.4
757	30	2	Comenius University in Bratislava	HE	SVK	EE	3,852	46.6	31.3	◆	0.7	0.7	8.4
758	170	44	Ehime University	HE	JPN	AS	3,849	22.6	55.5	◆	1.0	0.7	15.5
759	219	191	University of Wisconsin, Milwaukee	HE	USA	NA	3,848	27.2	51.1	▲	1.3	0.6	13.2
760	220	192	Georgia Health Sciences University	HE	USA	NA	3,838	27.7	72.4	▲	1.7	0.8	27.9
761	221	193	University of Nebraska Medical Center	HE	USA	NA	3,835	22.0	71.9	▲	1.6	0.7	27.5
762	171	22	Gwangju Institute of Science and Technology	HE	KOR	AS	3,833	30.8	54.5	▲	1.2	0.8	13.3
763	27	23	Flinders University	HE	AUS	OC	3,829	30.6	58.6	▲	1.2	0.6	15.6
764	273	25	Ecole Normale Supérieure de Paris	HE	FRA	WE	3,821	54.9	65.2	●	1.8	0.7	24.3
765	222	194	University of Nevada-Las Vegas	HE	USA	NA	3,819	27.2	48.0	▲	1.0	0.6	10.5
766	172	13	Banaras Hindu University	HE	IND	AS	3,812	16.8	39.3	◆	0.8	0.6	8.7
767	173	66	Nanjing University of Technology	HE	CHN	AS	3,798	7.7	20.6	◆	0.6	0.9	4.0
768	274	50	Ernst-Moritz-Arndt-Universität Greifswald	HE	DEU	WE	3,796	32.4	55.0	▲	1.2	0.7	18.1
769	275	51	Helmholtz Zentrum München Forschungszentrum für Umwelt und Gesundheit	GO	DEU	WE	3,793	49.4	77.1	●	1.9	0.8	32.7
770	28	24	University of South Australia	HE	AUS	OC	3,784	31.3	43.8	▲	1.1	0.6	10.0
771	174	67	Fourth Military Medical University	HE	CHN	AS	3,784	11.5	35.3	◆	0.6	0.8	7.5
772	175	68	Southern Medical University	HE	CHN	AS	3,777	8.8	15.2	◆	0.3	0.9	3.3
773	176	45	Nagoya Institute of Technology	HE	JPN	AS	3,774	16.4	34.5	◆	0.8	0.8	7.2
774	14	6	Iran University of Science and Technology	HE	IRN	ME	3,757	13.2	25.3	◆	1.0	0.8	3.4
775	276	12	Sahlgrenska University Hospital	HL	SWE	WE	3,755	40.4	72.8	●	2.3	0.8	32.0
776	177	46	High Energy Accelerator Research Organization	GO	JPN	AS	3,754	45.5	48.3	▲	1.1	1.0	13.1
777	277	8	Tampere University of Technology	HE	FIN	WE	3,753	34.6	32.4	▲	1.1	0.8	7.8
778	223	195	Missouri University of Science & Technology	HE	USA	NA	3,746	25.9	38.0	▲	1.3	0.7	9.0
779	178	23	Ajou University	HE	KOR	AS	3,742	19.9	47.3	◆	0.9	0.6	11.9
780	278	36	Universita della Calabria	HE	ITA	WE	3,731	29.7	49.3	▲	1.1	0.7	10.6
781	279	26	Centre Hospitalier Universitaire de Toulouse	HL	FRA	WE	3,730	24.0	50.7	▲	1.5	0.8	21.4
782	280	9	University of Jyväskylä	HE	FIN	WE	3,722	46.8	52.6	▲	1.3	0.7	15.2
783	281	52	Universitat Potsdam	HE	DEU	WE	3,714	48.3	58.0	▲	1.5	0.7	18.6
784	179	24	Gyeongsang National University	HE	KOR	AS	3,713	30.7	42.9	◆	0.9	0.7	11.4
785	25	14	Universidade Federal de Vicosa	HE	BRA	LA	3,713	13.0	17.9	◆	0.5	0.9	3.3
786	282	37	Universita degli Studi di Brescia	HE	ITA	WE	3,712	30.3	59.2	▲	1.5	0.6	20.7
787	224	196	The Rockefeller University	HE	USA	NA	3,709	45.7	88.6	●	2.4	0.8	48.8
788	283	14	University Hospital of Bern	HL	CHE	WE	3,704	43.5	69.0	●	1.9	0.8	23.1
789	180	25	Ewha Womens University	HE	KOR	AS	3,702	27.2	52.5	▲	1.1	0.6	16.1
790	284	21	Universidad de Salamanca	HE	ESP	WE	3,699	36.5	52.4	▲	1.0	0.5	14.8
791	225	197	Ohio University	HE	USA	NA	3,695	27.8	49.3	▲	1.1	0.6	13.0
792	285	22	Universidad de Malaga	HE	ESP	WE	3,689	28.7	41.0	▲	1.1	0.6	10.9
793	286	51	Heriot-Watt University	HE	GBR	WE	3,685	42.1	46.6	▲	1.3	0.7	9.9
794	26	15	Universidade do Estado do Rio de Janeiro	HE	BRA	LA	3,678	23.2	34.6	◆	0.7	0.7	7.1
795	287	38	Universita degli Studi dell'Aquila	HE	ITA	WE	3,676	34.7	50.8	▲	1.2	0.8	13.1
796	226	198	University of Connecticut Health Center	HE	USA	NA	3,671	20.1	74.7	●	1.9	0.7	31.1
797	288	53	Universitätsklinikum Schleswig-Holstein	HL	DEU	WE	3,666	27.3	51.0	▲	1.5	0.8	20.1
798	31	6	University of Debrecen	HE	HUN	EE	3,664	41.8	47.2	◆	0.8	0.7	13.0
799	181	47	Kagoshima University	HE	JPN	AS	3,657	22.9	46.6	◆	0.8	0.7	11.3
800	289	23	Universidad de Valladolid	HE	ESP	WE	3,636	33.1	47.5	◆	0.9	0.6	10.6
801	290	8	Gulhane Military Medical Academy	HL	TUR	WE	3,631	7.0	31.4	◆	0.5	0.8	5.4
802	32	1	National Academy of Sciences of Belarus	GO	BLR	EE	3,629	45.0	19.3	◆	0.4	0.8	4.0
803	227	199	University of Toledo	HE	USA	NA	3,620	17.9	53.8	▲	1.1	0.6	13.9
804	228	200	Lehigh University	HE	USA	NA	3,616	21.9	50.9	▲	1.4	0.6	13.2
805	229	29	University of New Brunswick	HE	CAN	NA	3,614	38.1	40.4	◆	1.0	0.6	8.9

WR/RR/CR World/Region/Country Rank

AF Africa AS Asia EE Eastern Europe LA Latin America ME Middle East NA Northern America OC Oceania WE Western Europe

GO Government HE Higher Education HL Health PR Private OT Others

WR	RR	CR	Organization	Sector	Country	Region	Output	IC(%)	Q1(%)	NI	Spe	Exc	
806	291	39	Universita Politecnica delle Marche	HE	ITA	WE	3,609	31.0	54.6	▲	1.2	0.6	16.7
807	292	27	Observatoire de Paris	GO	FRA	WE	3,607	77.5	64.0	▲	1.3	1.0	24.6
808	293	9	Dokuz Eylul University	HE	TUR	WE	3,602	11.8	38.4	◆	0.8	0.6	8.5
809	294	7	Osterreichische Akademie der Wissenschaften	GO	AUT	WE	3,596	68.9	68.2	▲	1.7	0.8	24.0
810	230	201	University of Wyoming	HE	USA	NA	3,586	25.2	57.8	▲	1.3	0.6	16.4
811	15	8	Hadassah Medical Center	HL	ISR	ME	3,585	34.9	74.1	▲	1.5	0.8	25.7
812	295	52	University of Ulster	HE	GBR	WE	3,582	40.7	46.4	▲	1.1	0.6	12.1
813	182	15	Taipei Veterans General Hospital	HL	TWN	AS	3,573	11.3	58.9	◆	0.9	0.8	14.3
814	296	53	Cranfield University	HE	GBR	WE	3,568	35.1	49.3	▲	1.3	0.7	12.5
815	183	48	Yamagata University	HE	JPN	AS	3,561	17.2	42.9	◆	0.9	0.7	11.4
816	297	40	Ente per le Nuove Tecnologie l'Energia e l'Ambiente	GO	ITA	WE	3,535	47.0	57.7	▲	1.2	0.8	11.1
817	231	202	University of New Hampshire	HE	USA	NA	3,532	34.3	60.0	▲	1.5	0.8	20.0
818	232	30	Sunnybrook Health Sciences Centre	HL	CAN	NA	3,528	29.5	67.8	●	2.3	0.8	26.9
819	33	8	Nicolaus Copernicus University	HE	POL	EE	3,526	28.0	31.9	◆	0.6	0.7	7.4
820	184	69	China Medical University, Shenyang	HE	CHN	AS	3,526	16.9	26.1	◆	0.4	0.9	5.2
821	298	4	National University of Ireland, Galway	HE	IRL	WE	3,525	52.3	47.6	▲	1.3	0.6	13.3
822	185	26	Chung-Ang University	HE	KOR	AS	3,520	20.6	38.0	◆	0.8	0.7	6.9
823	299	24	Universidad Carlos III de Madrid	HE	ESP	WE	3,516	33.0	37.3	▲	1.0	0.8	5.8
824	186	49	Mie University	HE	JPN	AS	3,514	15.9	43.1	◆	0.7	0.6	12.0
825	187	50	University of Electro-Communications	HE	JPN	AS	3,513	25.6	30.5	◆	0.9	0.8	6.0
826	188	70	Nanjing Agricultural University	HE	CHN	AS	3,509	15.3	32.4	◆	0.7	0.8	6.6
827	300	41	Universita degli Studi di Udine	HE	ITA	WE	3,505	32.3	51.0	▲	1.4	0.6	16.9
828	189	16	Kaohsiung Medical University	HE	TWN	AS	3,504	12.4	58.0	◆	0.9	0.7	13.5
829	34	1	University of Tartu	HE	EST	EE	3,493	47.9	52.0	▲	1.3	0.6	15.8
830	301	8	Medizinische Universitat Graz	HE	AUT	WE	3,492	42.9	61.9	▲	1.5	0.8	20.8
831	190	51	Juntendo University	HE	JPN	AS	3,487	18.2	52.5	▲	1.1	0.8	20.6
832	191	14	Indian Institute of Technology, Roorkee	HE	IND	AS	3,468	18.1	41.3	◆	1.0	0.7	9.4
833	302	28	European Synchrotron Radiation Facility	GO	FRA	WE	3,460	82.3	76.8	▲	1.4	0.9	20.4
834	303	10	Ghent University Hospital	HL	BEL	WE	3,455	39.7	66.5	●	2.0	0.8	27.1
835	192	52	National Institute of Information and Communications Technology	GO	JPN	AS	3,453	23.4	30.2	▲	1.1	0.9	6.6
836	27	6	Universidad Autonoma Metropolitana	HE	MEX	LA	3,449	26.9	38.4	◆	0.6	0.6	6.4
837	193	71	Jinan University	HE	CHN	AS	3,442	15.0	21.9	◆	0.5	0.7	4.8
838	194	53	Kyushu Institute of Technology	HE	JPN	AS	3,442	17.5	26.7	◆	0.8	0.8	5.8
839	304	11	European Commission - Joint Research Centre	GO	BEL	WE	3,439	90.4	56.1	▲	1.4	0.8	16.9
840	305	25	Universitat d'Alacant	HE	ESP	WE	3,434	31.7	47.8	▲	1.1	0.7	13.5
841	195	72	Fuzhou University	HE	CHN	AS	3,434	12.1	26.2	◆	0.8	0.8	7.9
842	306	26	Hospital Universitari Vall d'Hebron	HL	ESP	WE	3,433	23.9	53.2	▲	1.7	0.8	22.2
843	196	54	Yokohama National University	HE	JPN	AS	3,428	17.2	36.1	◆	1.0	0.7	8.3
844	307	54	London School of Economics and Political Science	HE	GBR	WE	3,416	36.7	57.2	▲	1.5	0.8	11.0
845	308	27	Universitat Rovira i Virgili	HE	ESP	WE	3,415	38.6	54.0	▲	1.4	0.6	17.8
846	309	55	University of Plymouth	HE	GBR	WE	3,411	38.1	57.8	▲	1.4	0.7	14.3
847	197	27	Korea Atomic Energy Research Institute	GO	KOR	AS	3,405	18.0	33.7	◆	0.8	0.9	4.2
848	310	56	Newcastle upon Tyne Hospitals NHS Foundation Trust	HL	GBR	WE	3,401	23.0	68.0	▲	1.5	0.8	22.1
849	198	55	Kitasato University	HE	JPN	AS	3,399	15.2	51.5	◆	0.8	0.8	13.7
850	311	5	University of Tromso	HE	NOR	WE	3,397	49.0	64.7	▲	1.4	0.7	20.4
851	233	31	Mount Sinai Hospital Joseph and Wolf Lebovic Health Complex	HL	CAN	NA	3,395	44.8	76.5	●	2.5	0.8	34.2
852	199	56	Tokyo Women's Medical University	HE	JPN	AS	3,394	13.1	45.3	◆	0.9	0.8	15.7
853	312	57	The University of Kent	HE	GBR	WE	3,393	39.6	49.5	▲	1.2	0.7	11.4
854	200	73	Nanjing Normal University	HE	CHN	AS	3,390	15.1	29.8	◆	0.7	0.7	6.5
855	28	16	Universidade Federal do Ceara	HE	BRA	LA	3,386	24.3	35.5	◆	0.7	0.7	7.8
856	313	54	Universitat Konstanz	HE	DEU	WE	3,381	49.2	64.1	▲	1.4	0.7	21.7
857	201	17	National Chung Cheng University	HE	TWN	AS	3,381	14.2	40.3	▲	1.0	0.7	8.7
858	314	42	Universita degli Studi Roma Tre	HE	ITA	WE	3,370	45.1	49.3	▲	1.2	0.7	13.1
859	315	29	Ecole Normale Superieure de Lyon	HE	FRA	WE	3,366	55.9	65.2	▲	1.4	0.8	26.7
860	234	32	Natural Resources Canada	GO	CAN	NA	3,352	34.6	51.8	▲	1.3	0.9	14.3
861	316	28	Universidad de Alcala	HE	ESP	WE	3,347	25.1	48.5	◆	0.9	0.6	11.5

WR/RR/CR World/Region/Country Rank

AF Africa AS Asia EE Eastern Europe LA Latin America ME Middle East NA Northern America OC Oceania WE Western Europe

GO Government HE Higher Education HL Health PR Private OT Others

WR	RR	CR	Organization	Sector	Country	Region	Output	IC(%)	Q1(%)	NI	Spe	Exc	
862	29	1	Universidad Nacional de Colombia	HE	COL	LA	3,346	40.8	30.7	◆	0.6	0.6	5.1
863	30	17	Universidade Federal Fluminense	HE	BRA	LA	3,331	23.8	33.3	◆	0.7	0.6	6.1
864	235	203	East Carolina University	HE	USA	NA	3,330	16.3	54.8	▲	1.1	0.6	14.1
865	236	204	University of Idaho	HE	USA	NA	3,328	22.5	51.2	▲	1.1	0.7	14.8
866	237	205	National Center for Atmospheric Research	GO	USA	NA	3,328	45.1	71.4	●	2.3	0.9	30.3
867	238	206	Kent State University	HE	USA	NA	3,327	28.2	49.6	▲	1.2	0.6	12.5
868	317	10	Ataturk University	HE	TUR	WE	3,326	8.9	31.7	◆	0.8	0.7	7.9
869	35	9	Wroclaw Medical University	HE	POL	EE	3,319	11.2	16.8	◆	0.4	0.9	4.9
870	31	7	Instituto Mexicano del Seguro Social	HL	MEX	LA	3,315	17.3	27.5	◆	0.6	0.8	8.0
871	239	207	University of Missouri, Kansas City	HE	USA	NA	3,311	21.1	56.0	▲	1.2	0.6	15.7
872	318	16	Royal Netherlands Academy of Arts and Sciences	GO	NLD	WE	3,305	56.3	77.9	●	2.0	0.8	34.9
873	36	10	University of Wroclaw	HE	POL	EE	3,304	39.1	41.7	◆	0.8	0.8	8.5
874	319	30	Universite de Nice-Sophia Antipolis	HE	FRA	WE	3,289	51.4	56.0	▲	1.3	0.7	18.3
875	240	33	University of Windsor	HE	CAN	NA	3,288	34.7	41.7	▲	1.1	0.6	10.3
876	32	18	Hospital das Clinicas da Faculdade de Medicina da Universidade de Sao Paulo	HL	BRA	LA	3,287	14.9	37.5	◆	0.8	0.8	9.2
877	241	208	University of North Carolina, Charlotte	HE	USA	NA	3,282	18.5	44.2	▲	1.0	0.7	8.7
878	242	209	University of North Texas	HE	USA	NA	3,279	27.4	47.9	▲	1.2	0.8	11.8
879	202	57	Yokohama City University	HE	JPN	AS	3,267	14.5	54.2	◆	0.9	0.8	17.6
880	320	55	Technische Universitat Kaiserslautern	HE	DEU	WE	3,266	37.8	49.9	▲	1.2	0.7	13.4
881	203	74	Northeast Normal University	HE	CHN	AS	3,263	11.8	35.6	▲	1.1	0.8	14.3
882	204	75	China Pharmaceutical University	HE	CHN	AS	3,259	9.2	28.9	◆	0.5	0.9	6.5
883	321	11	Ondokuz Mayis University	HE	TUR	WE	3,253	10.3	20.0	◆	0.6	0.8	4.8
884	16	9	Chaim Sheba Medical Center	HL	ISR	ME	3,247	31.4	70.3	▲	1.5	0.8	22.9
885	322	56	Siemens AG	PR	DEU	WE	3,243	36.2	26.0	▲	1.3	0.8	9.3
886	205	76	Nanjing Medical University	HE	CHN	AS	3,231	19.4	39.5	◆	0.6	0.8	9.4
887	323	13	Lund University Hospital	HL	SWE	WE	3,230	39.0	68.1	▲	1.6	0.8	26.6
888	324	12	Erciyes University	HE	TUR	WE	3,226	11.6	30.9	◆	0.9	0.7	10.1
889	243	210	Southern Illinois University, Carbondale	HE	USA	NA	3,219	19.5	46.3	▲	1.0	0.6	10.8
890	244	211	Cedars-Sinai Medical Center	HL	USA	NA	3,194	25.1	76.2	●	2.3	0.9	32.3
891	33	3	Universidad de Concepcion	HE	CHL	LA	3,181	53.4	44.2	◆	0.9	0.7	10.9
892	245	212	U.S. Department of Health & Human Services	HL	USA	NA	3,178	28.7	80.3	●	2.4	0.8	38.3
893	34	19	Universidade Federal de Santa Maria	HE	BRA	LA	3,175	14.1	24.8	◆	0.7	0.8	7.9
894	206	15	Anna University	HE	IND	AS	3,172	16.7	30.0	◆	0.7	0.8	7.2
895	246	213	Uniformed Services University of the Health Sciences	HE	USA	NA	3,167	19.6	70.1	▲	1.4	0.8	24.2
896	37	11	Technical University of Lodz	HE	POL	EE	3,162	23.4	30.2	◆	0.6	0.8	4.8
897	207	58	Nara Institute of Science and Technology	HE	JPN	AS	3,152	16.8	45.7	▲	1.2	0.8	16.8
898	208	59	Toshiba Corporation	PR	JPN	AS	3,152	10.4	28.6	▲	1.1	0.9	5.0
899	325	13	Baskent University	HE	TUR	WE	3,150	4.9	38.1	◆	0.5	0.8	5.0
900	209	77	Nanchang University	HE	CHN	AS	3,142	8.9	18.7	◆	0.5	0.7	3.8
901	210	6	Prince of Wales Hospital	HL	HKG	AS	3,141	29.5	68.3	▲	1.5	0.8	21.6
902	17	2	Ain Shams University	HE	EGY	ME	3,131	31.8	34.0	◆	0.7	0.6	7.1
903	247	214	University of Akron	HE	USA	NA	3,129	20.4	54.3	▲	1.2	0.7	15.0
904	326	58	University of Essex	HE	GBR	WE	3,129	37.3	45.0	▲	1.4	0.7	12.2
905	327	59	Royal Holloway, University of London	HE	GBR	WE	3,118	48.0	55.1	▲	1.6	0.7	14.7
906	211	16	Postgraduate Institute of Medical Education and Research	HE	IND	AS	3,118	7.2	37.2	◆	0.6	0.9	6.4
907	212	18	China Medical University, Taichung	HE	TWN	AS	3,117	14.0	56.9	▲	1.0	0.8	14.0
908	328	14	Selcuk University	HE	TUR	WE	3,116	7.8	29.2	◆	0.8	0.7	7.5
909	329	29	Universidad de Cantabria	HE	ESP	WE	3,112	37.6	51.6	▲	1.2	0.6	11.0
910	330	60	St George's University of London	HE	GBR	WE	3,108	36.6	75.8	●	2.0	0.8	30.7
911	248	215	St. Jude Children's Research Hospital	HL	USA	NA	3,103	32.7	84.5	●	1.9	0.8	38.4
912	213	17	Tata Institute of Fundamental Research	HE	IND	AS	3,100	53.3	62.5	▲	1.0	0.9	13.2
913	249	216	New Mexico State University	HE	USA	NA	3,098	27.7	47.5	▲	1.2	0.7	12.8
914	214	3	Chiang Mai University	HE	THA	AS	3,092	44.3	43.5	▲	1.1	0.6	9.7
915	331	31	Institut de Recherche pour le Developpement Paris	GO	FRA	WE	3,092	60.2	67.8	▲	1.4	0.8	27.0
916	332	32	Universite de Bourgogne	HE	FRA	WE	3,089	45.1	56.0	▲	1.2	0.6	16.2
917	215	28	Kangwon National University	HE	KOR	AS	3,082	25.1	41.9	◆	0.7	0.7	9.8

WR/RR/CR World/Region/Country Rank

AF Africa AS Asia EE Eastern Europe LA Latin America ME Middle East NA Northern America OC Oceania WE Western Europe

GO Government HE Higher Education HL Health PR Private OT Others

WR	RR	CR	Organization	Sector	Country	Region	Output	IC(%)	Q1(%)	NI	Spe	Exc	
918	333	33	Institut National Polytechnique de Toulouse	HE	FRA	WE	3,081	37.8	44.6	▲	1.4	0.8	11.4
919	334	43	Universita degli Studi Gabriele d'Annunzio di Chieti e Pescara	HE	ITA	WE	3,070	28.1	56.6	▲	1.2	0.7	19.1
920	250	217	New Jersey Institute of Technology	HE	USA	NA	3,067	31.9	44.7	▲	1.3	0.7	11.4
921	251	218	Old Dominion University	HE	USA	NA	3,056	27.7	40.9	▲	1.2	0.7	10.7
922	335	30	Universidad de La Laguna	HE	ESP	WE	3,053	39.7	52.8	▲	1.0	0.6	14.4
923	336	61	The University of Hull	HE	GBR	WE	3,050	35.8	58.3	▲	1.5	0.6	17.8
924	252	219	Illinois Institute of Technology	HE	USA	NA	3,048	29.8	42.7	▲	1.3	0.7	10.7
925	253	220	University of Alaska, Fairbanks	HE	USA	NA	3,048	39.1	65.6	▲	1.4	0.8	17.8
926	254	34	Ryerson University	HE	CAN	NA	3,047	28.0	35.4	▲	1.1	0.6	5.3
927	337	57	Deutsche Elektronen-Synchrotron Desy	GO	DEU	WE	3,044	72.3	50.0	▲	1.3	0.9	18.6
928	255	221	North Dakota State University	HE	USA	NA	3,043	20.7	53.3	▲	1.1	0.6	12.8
929	216	60	Tottori University	HE	JPN	AS	3,035	17.5	43.2	◆	0.8	0.7	12.0
930	217	19	Taipei Medical University	HE	TWN	AS	3,029	14.0	64.8	◆	0.9	0.7	14.4
931	218	61	National Cancer Center	HL	JPN	AS	3,029	13.6	62.0	▲	1.3	0.9	25.0
932	18	1	Kuwait University	HE	KWT	ME	3,022	42.1	36.5	◆	0.7	0.7	7.3
933	256	222	Eli Lilly and Company	PR	USA	NA	3,013	34.0	77.1	●	2.5	0.8	37.6
934	219	78	South China Normal University	HE	CHN	AS	3,007	17.6	30.3	◆	0.7	0.8	5.9
935	257	223	Microsoft Corporation	PR	USA	NA	3,004	32.2	38.7	●	2.6	0.9	13.8
936	338	14	Malmo University Hospital	HL	SWE	WE	3,003	43.4	73.0	●	2.1	0.8	32.1
937	220	7	Hong Kong Baptist University	HE	HKG	AS	2,998	67.5	52.7	▲	1.2	0.7	14.9
938	19	3	National Research Centre	GO	EGY	ME	2,998	23.0	28.3	◆	0.6	0.8	6.3
939	35	4	Universidad Nacional de Cordoba	HE	ARG	LA	2,993	40.4	54.0	◆	0.8	0.7	11.2
940	339	9	Karl Franzens Universitat Graz	HE	AUT	WE	2,989	58.7	59.3	▲	1.4	0.7	21.0
941	221	18	Indian Council of Medical Research	HL	IND	AS	2,988	20.0	51.8	◆	0.9	0.9	12.9
942	38	2	Institute of Atomic Physics	GO	ROU	EE	2,988	64.2	38.1	◆	0.8	0.9	6.8
943	222	79	Xi'an University of Technology	HE	CHN	AS	2,986	4.5	6.3	◆	0.3	0.9	0.8
944	340	15	Uppsala University Hospital	HL	SWE	WE	2,985	34.3	68.9	●	2.0	0.8	25.7
945	258	224	State University of New York, Binghamton	HE	USA	NA	2,983	22.0	47.3	▲	1.4	0.7	13.0
946	259	225	Wright State University	HE	USA	NA	2,981	17.2	48.9	▲	1.0	0.6	11.3
947	20	1	King Saud University	HE	SAU	ME	2,974	34.5	24.5	◆	0.6	0.7	4.9
948	260	226	Florida Atlantic University	HE	USA	NA	2,972	25.9	42.5	▲	1.2	0.7	10.0
949	39	12	Medical University of Lodz	HE	POL	EE	2,966	15.6	22.7	◆	0.7	0.8	9.2
950	261	227	Montana State University, Bozeman	HE	USA	NA	2,957	26.6	63.4	▲	1.4	0.6	21.8
951	223	80	Hebei University of Technology	HE	CHN	AS	2,954	5.6	13.2	◆	0.4	0.8	1.7
952	262	228	Colorado School of Mines	HE	USA	NA	2,952	30.4	45.6	▲	1.4	0.8	13.0
953	40	13	Poznan University of Medical Sciences	HE	POL	EE	2,951	16.7	23.1	◆	0.5	0.8	6.8
954	341	31	Hospital Universitario La Paz	HL	ESP	WE	2,948	14.7	35.7	▲	1.0	0.9	12.3
955	342	44	Universita degli Studi dell'Insubria	HE	ITA	WE	2,942	35.6	59.5	▲	1.2	0.7	18.7
956	224	62	Toho University	HE	JPN	AS	2,925	18.8	44.2	◆	0.8	0.8	14.0
957	343	45	Universita del Salento	HE	ITA	WE	2,915	34.3	49.0	▲	1.2	0.7	11.0
958	344	62	Keele University	HE	GBR	WE	2,898	37.8	61.6	▲	1.4	0.7	17.4
959	345	63	Bangor University	HE	GBR	WE	2,898	44.9	60.7	▲	1.3	0.7	18.2
960	36	20	Conselho Nacional de Desenvolvimento Cientifico e Tecnologico	GO	BRA	LA	2,895	8.8	6.1	◆	0.4	0.9	2.5
961	346	46	Fondazione IRCCS Ospedale Maggiore Policlinico, Mangiagalli e Regina Elena	HL	ITA	WE	2,894	24.2	64.3	▲	1.5	0.8	24.0
962	29	25	Royal Children's Hospital Melbourne	HL	AUS	OC	2,888	30.5	72.3	▲	1.5	0.8	24.0
963	225	81	Dalian Maritime University	HE	CHN	AS	2,888	9.4	11.0	◆	0.4	0.9	1.4
964	263	229	Boston College	HE	USA	NA	2,887	20.0	63.4	▲	1.5	0.7	19.5
965	347	15	World Health Organization Switzerland	HL	CHE	WE	2,885	76.6	74.6	●	2.9	0.9	32.3
966	264	35	St. Michael's Hospital Toronto	HL	CAN	NA	2,882	38.1	73.0	●	2.4	0.8	27.6
967	348	34	Centre Hospitalier Universitaire de Montpellier	HL	FRA	WE	2,882	25.1	48.3	▲	1.4	0.8	21.4
968	226	63	Saga University	HE	JPN	AS	2,876	27.1	40.8	◆	0.8	0.6	10.4
969	349	32	Universitat Pompeu Fabra	HE	ESP	WE	2,872	52.1	61.4	▲	1.5	0.7	21.2
970	41	3	University of Maribor	HE	SVN	EE	2,870	33.3	32.6	◆	0.9	0.7	7.8
971	227	29	Samsung Medical Center Seoul	HL	KOR	AS	2,865	12.3	66.0	▲	1.2	0.9	17.3
972	350	15	Marmara University	HE	TUR	WE	2,858	16.5	37.1	◆	0.7	0.7	10.0
973	351	33	Universidad de Cordoba	HE	ESP	WE	2,854	30.0	62.5	▲	1.2	0.7	17.7
974	352	35	Universite des Sciences et Technologies de Lille, Lille I	HE	FRA	WE	2,853	50.9	57.0	▲	1.3	0.7	18.4

WR/RR/CR World/Region/Country Rank

AF Africa AS Asia EE Eastern Europe LA Latin America ME Middle East NA Northern America OC Oceania WE Western Europe

GO Government HE Higher Education HL Health PR Private OT Others

WR	RR	CR	Organization	Sector	Country	Region	Output	IC(%)	Q1(%)	NI	Spe	Exc	
975	353	16	Novartis	PR	CHE	WE	2,852	75.7	81.1	●	2.4	0.8	42.5
976	30	5	Victoria University of Wellington	HE	NZL	OC	2,850	47.3	49.9	▲	1.3	0.7	11.8
977	265	230	University of Memphis	HE	USA	NA	2,846	20.0	47.5	▲	1.2	0.7	12.0
978	354	16	Uludag University	HE	TUR	WE	2,845	11.6	29.1	◆	0.6	0.7	6.2
979	266	231	College of William and Mary	HE	USA	NA	2,843	27.2	52.2	▲	1.4	0.7	14.9
980	21	7	Shiraz University	HE	IRN	ME	2,842	18.2	31.3	◆	0.8	0.7	7.5
981	355	64	City University London	HE	GBR	WE	2,836	32.7	43.9	▲	1.2	0.8	10.0
982	228	82	University of Shanghai for Science and Technology	HE	CHN	AS	2,835	9.5	10.6	◆	0.3	0.8	1.0
983	229	20	National Taipei University of Technology	HE	TWN	AS	2,834	6.9	38.9	◆	0.9	0.8	5.7
984	230	83	Yangzhou University	HE	CHN	AS	2,832	15.0	26.4	◆	0.7	0.7	6.4
985	356	34	Universidad de Extremadura	HE	ESP	WE	2,828	30.1	50.9	▲	1.0	0.6	12.1
986	357	36	Universite de Versailles Saint Quentin en Yvelines	HE	FRA	WE	2,823	57.1	64.4	●	1.9	0.9	24.1
987	231	84	3rd Military Medical University	HE	CHN	AS	2,820	9.7	27.4	◆	0.4	0.9	5.1
988	232	30	Pukyong National University	HE	KOR	AS	2,817	23.9	34.7	◆	0.8	0.8	6.8
989	267	232	GlaxoSmithKline, United States	PR	USA	NA	2,817	35.9	80.1	●	2.5	0.8	36.4
990	358	65	Sheffield Teaching Hospitals NHS Trust	HL	GBR	WE	2,812	22.6	67.5	▲	1.6	0.7	22.4
991	268	233	University of Rhode Island	HE	USA	NA	2,809	25.3	59.1	▲	1.2	0.6	15.3
992	42	3	Slovak University of Technology	HE	SVK	EE	2,807	40.9	27.3	◆	0.8	0.8	6.1
993	233	85	Jiangnan University	HE	CHN	AS	2,806	13.4	22.9	◆	0.9	0.8	8.6
994	359	10	Johannes Kepler Universitat Linz	HE	AUT	WE	2,805	49.1	42.5	▲	1.4	0.8	11.0
995	234	31	Yeungnam University	HE	KOR	AS	2,800	20.1	36.5	◆	0.9	0.7	10.2
996	235	64	University of the Ryukyus	HE	JPN	AS	2,798	23.9	43.8	◆	0.9	0.7	10.9
997	360	66	University of Bradford	HE	GBR	WE	2,794	38.8	44.8	▲	1.2	0.6	11.3
998	43	14	University of Silesia	HE	POL	EE	2,794	32.2	38.5	◆	0.8	0.8	7.4
999	361	67	Natural History Museum London	GO	GBR	WE	2,782	72.2	55.4	▲	1.3	0.9	17.2
1000	236	86	Northwest University, Xi'an	HE	CHN	AS	2,780	12.2	23.5	◆	0.8	0.8	7.9
1001	37	21	Universidade Federal da Bahia	HE	BRA	LA	2,779	24.7	31.8	◆	0.7	0.7	8.7
1002	362	68	GlaxoSmithKline, United Kigdom	PR	GBR	WE	2,773	47.1	76.8	●	2.1	0.8	35.9
1003	363	69	University College London Hospital NHS Trust	HL	GBR	WE	2,773	29.7	67.5	▲	1.7	0.9	24.8
1004	364	70	King's College Hospital NHS Foundation Trust	HL	GBR	WE	2,768	27.4	67.8	▲	1.7	0.8	22.6
1005	237	87	PetroChina	PR	CHN	AS	2,767	5.6	9.7	◆	0.5	1.0	1.9
1006	365	17	Cukurova University	HE	TUR	WE	2,766	14.5	29.4	◆	0.7	0.7	8.4
1007	366	7	Foundation for Research and Technology Hellas	GO	GRC	WE	2,765	55.3	61.5	▲	1.5	0.7	18.5
1008	44	1	Vilnius University	HE	LTU	EE	2,761	47.8	35.0	◆	0.9	0.7	8.8
1009	238	21	Tamkang University	HE	TWN	AS	2,754	18.1	34.2	◆	0.8	0.8	5.7
1010	45	15	Medical University of Warsaw	HE	POL	EE	2,749	18.2	37.1	◆	0.8	0.8	10.0
1011	269	234	University Hospitals of Cleveland	HL	USA	NA	2,742	16.5	75.6	●	2.0	0.8	28.8
1012	239	65	Ritsumeikan University	HE	JPN	AS	2,737	19.4	32.8	◆	0.9	0.7	6.0
1013	367	58	Universitat Paderborn	HE	DEU	WE	2,733	37.2	28.8	▲	1.2	0.8	8.2
1014	270	235	New York Medical College	HE	USA	NA	2,731	26.3	70.3	▲	1.4	0.8	25.6
1015	271	236	Miami University of Ohio	HE	USA	NA	2,723	21.9	55.2	▲	1.3	0.6	14.7
1016	272	237	Portland State University	HE	USA	NA	2,722	25.2	47.9	▲	1.2	0.7	10.9
1017	240	88	Huazhong Agricultural University	HE	CHN	AS	2,713	17.3	39.7	◆	0.7	0.8	9.2
1018	241	66	Nagoya City University	HE	JPN	AS	2,712	18.8	61.1	▲	1.0	0.8	19.7
1019	368	59	Universitat zu Lubeck	HE	DEU	WE	2,704	36.7	57.5	▲	1.4	0.8	21.6
1020	46	3	Babes-Bolyai University	HE	ROU	EE	2,697	46.1	26.8	◆	0.9	0.8	5.5
1021	369	37	Universite de Franche-Comte	HE	FRA	WE	2,696	37.7	48.6	▲	1.2	0.6	10.0
1022	242	89	Southwest University	HE	CHN	AS	2,693	14.0	28.0	◆	0.6	0.7	7.7
1023	273	238	U.S. Air Force	GO	USA	NA	2,667	8.9	31.8	◆	0.9	0.7	5.3
1024	243	90	Chang'an University	HE	CHN	AS	2,665	4.1	14.3	◆	0.5	1.0	0.5
1025	244	67	Kyoto Prefectural University of Medicine	HE	JPN	AS	2,664	12.4	54.5	◆	0.9	0.8	18.9
1026	274	239	Woods Hole Oceanographic Institution	OT	USA	NA	2,663	41.0	80.1	●	1.9	0.9	27.3
1027	370	47	Azienda Ospedaliero Universitaria Policlinico Sant'Orsola Malpighi	HL	ITA	WE	2,662	21.0	61.5	▲	1.5	0.8	22.3
1028	245	91	Hebei University	HE	CHN	AS	2,659	7.3	14.6	◆	0.6	0.8	4.0
1029	371	35	Universitat de les Illes Balears	HE	ESP	WE	2,658	45.7	57.3	▲	1.4	0.7	18.1
1030	31	26	University of Western Sydney	HE	AUS	OC	2,658	29.1	42.1	▲	1.1	0.7	8.7
1031	372	18	Firat University	HE	TUR	WE	2,657	9.2	32.6	◆	0.8	0.7	9.3
1032	47	5	Brno University of Technology	HE	CZE	EE	2,657	19.0	15.9	◆	0.7	0.8	2.8

WR/RR/CR World/Region/Country Rank

AF Africa AS Asia EE Eastern Europe LA Latin America ME Middle East NA Northern America OC Oceania WE Western Europe

GO Government HE Higher Education HL Health PR Private OT Others

WR	RR	CR	Organization	Sector	Country	Region	Output	IC(%)	Q1(%)	NI	Spe	Exc	
1033	373	38	Universite Victor Segalen, Bordeaux 2	HE	FRA	WE	2,653	37.4	66.4	▲	1.5	0.7	29.9
1034	374	10	National Institute for Health and Welfare	HL	FIN	WE	2,652	53.9	81.3	●	2.2	0.8	36.6
1035	246	68	Shimane University	HE	JPN	AS	2,645	18.2	44.1	◆	0.8	0.6	11.2
1036	375	17	Tilburg University	HE	NLD	WE	2,639	44.7	57.0	▲	1.5	0.8	12.1
1037	22	1	American University of Beirut	HE	LBN	ME	2,634	38.7	50.2	◆	0.9	0.5	9.0
1038	376	5	Dublin City University	HE	IRL	WE	2,625	42.2	46.2	▲	1.2	0.7	11.9
1039	377	36	Hospital General Universitario Gregorio Maranon	HL	ESP	WE	2,625	14.5	41.1	▲	1.1	0.9	13.6
1040	23	4	Alexandria University	HE	EGY	ME	2,624	35.2	24.3	◆	0.8	0.7	7.8
1041	247	69	Kyoto Institute of Technology	HE	JPN	AS	2,622	16.3	41.7	◆	0.8	0.8	8.6
1042	248	32	Asan Medical Center Seoul	HL	KOR	AS	2,619	12.3	61.1	▲	1.2	0.9	18.0
1043	275	240	Alcatel-Lucent	PR	USA	NA	2,588	34.4	48.4	●	2.1	0.9	16.5
1044	249	70	Jichi Medical University	HE	JPN	AS	2,586	14.0	50.9	▲	1.0	0.8	17.6
1045	378	71	Liverpool John Moores University	HE	GBR	WE	2,583	43.7	53.6	▲	1.5	0.7	18.4
1046	379	60	Helmholtz Zentrum Berlin fur Materialien und Energie	GO	DEU	WE	2,580	63.8	65.3	▲	1.2	0.9	13.2
1047	276	241	Michigan Technological University	HE	USA	NA	2,576	24.0	48.6	▲	1.4	0.7	11.1
1048	380	39	Universite de Provence, Aix-Marseille I	HE	FRA	WE	2,575	56.0	62.2	▲	1.6	0.7	25.9
1049	24	5	Mansoura University	HE	EGY	ME	2,573	31.8	32.5	◆	0.9	0.7	9.1
1050	250	92	Naval University of Engineering	HE	CHN	AS	2,573	3.6	6.5	◆	0.4	0.9	1.3
1051	277	36	Environment Canada	GO	CAN	NA	2,566	43.5	65.0	▲	1.7	0.9	23.7
1052	381	8	Demokritos, National Centre for Scientific Research	GO	GRC	WE	2,562	48.8	55.9	▲	1.2	0.8	15.3
1053	251	93	Guangxi University	HE	CHN	AS	2,560	15.3	25.8	◆	0.6	0.7	4.7
1054	252	71	Nippon Medical School	HE	JPN	AS	2,547	14.1	53.6	◆	0.9	0.8	14.0
1055	278	242	Henry Ford Health System	HL	USA	NA	2,542	19.2	74.2	●	1.9	0.9	30.4
1056	382	6	University of Limerick	HE	IRL	WE	2,541	36.9	35.9	▲	1.1	0.6	7.4
1057	48	16	Gdansk University of Technology	HE	POL	EE	2,541	24.1	32.8	◆	0.8	0.8	6.3
1058	49	6	Russian Research Centre Kurchatov Institute	GO	RUS	EE	2,541	50.9	31.8	◆	0.8	0.9	7.5
1059	383	40	Universite de Nantes	HE	FRA	WE	2,540	40.8	55.6	▲	1.3	0.6	15.9
1060	279	243	State University of New York Upstate Medical University	HL	USA	NA	2,537	21.0	70.6	▲	1.4	0.8	23.0
1061	384	41	Hopitaux Universitaires de Strasbourg	HL	FRA	WE	2,534	20.1	43.8	▲	1.4	0.8	18.1
1062	385	42	Institut Gustave Roussy	HL	FRA	WE	2,527	38.5	67.3	●	2.2	0.9	33.4
1063	25	2	King Fahd University of Petroleum and Minerals	HE	SAU	ME	2,526	32.9	29.7	◆	0.7	0.8	3.6
1064	253	72	Kagawa University	HE	JPN	AS	2,525	20.9	40.3	◆	0.8	0.7	10.4
1065	50	2	Taras Shevchenko National University of Kyiv	HE	UKR	EE	2,519	37.4	20.5	◆	0.4	0.8	4.1
1066	38	22	Universidade Estadual de Maringa	HE	BRA	LA	2,510	10.0	23.9	◆	0.6	0.8	5.6
1067	386	37	Instituto de Salud Carlos III	HL	ESP	WE	2,496	33.0	63.9	▲	1.5	0.8	20.6
1068	254	73	The Jikei University School of Medicine	HE	JPN	AS	2,494	11.9	42.9	◆	0.8	0.8	12.2
1069	51	6	Palacky University	HE	CZE	EE	2,492	31.3	38.6	◆	0.9	0.7	10.4
1070	255	74	Graduate University for Advanced Studies	HE	JPN	AS	2,492	35.6	63.6	▲	1.2	0.8	21.4
1071	256	75	Showa University	HE	JPN	AS	2,483	14.9	43.6	◆	0.8	0.8	15.0
1072	280	244	F. Hoffmann-La Roche, Ltd.	PR	USA	NA	2,476	31.9	83.1	●	3.1	0.8	46.7
1073	281	245	Fermi National Accelerator Laboratory	GO	USA	NA	2,476	54.3	48.4	●	1.9	1.0	19.1
1074	387	61	Universitat Hohenheim	HE	DEU	WE	2,474	44.3	57.2	▲	1.1	0.8	18.8
1075	388	18	Netherlands Cancer Institute - Antoni van Leeuwenhoek Hospital	HL	NLD	WE	2,474	40.5	81.6	●	2.3	0.9	39.5
1076	282	246	Northern Illinois University	HE	USA	NA	2,473	28.8	51.0	▲	1.0	0.7	12.6
1077	283	247	Roswell Park Cancer Institute	HL	USA	NA	2,473	25.0	79.0	▲	1.6	0.9	33.4
1078	52	2	Ruder Boskovic Institute	GO	HRV	EE	2,471	45.8	46.5	◆	0.8	0.8	11.2
1079	389	38	Hospital Universitario Ramon y Cajal	HL	ESP	WE	2,471	17.0	46.0	▲	1.1	0.9	16.3
1080	26	1	United Arab Emirates University	HE	ARE	ME	2,465	57.2	38.4	◆	0.9	0.6	10.4
1081	257	94	Taiyuan University of Technology	HE	CHN	AS	2,460	6.0	12.2	◆	0.4	0.9	1.7
1082	39	1	Universidad de la Republica	HE	URY	LA	2,459	64.3	50.9	▲	1.0	0.6	13.7
1083	258	76	Toyohashi University of Technology	HE	JPN	AS	2,446	20.9	34.4	◆	0.8	0.8	7.0
1084	284	248	Stanford Linear Accelerator Center	GO	USA	NA	2,441	55.3	56.3	●	1.8	0.9	22.3
1085	259	95	China Earthquake Administration	GO	CHN	AS	2,440	12.0	11.7	◆	0.5	1.0	3.2
1086	260	22	National Taiwan Ocean University	HE	TWN	AS	2,437	19.2	46.9	▲	1.0	0.7	9.4
1087	390	39	Universidad Miguel Hernandez	HE	ESP	WE	2,435	30.2	54.0	▲	1.1	0.7	18.1

WR/RR/CR World/Region/Country Rank

AF Africa AS Asia EE Eastern Europe LA Latin America ME Middle East NA Northern America OC Oceania WE Western Europe

GO Government HE Higher Education HL Health PR Private OT Others

WR	RR	CR	Organization	Sector	Country	Region	Output	IC(%)	Q1(%)	NI	Spe	Exc	
1088	53	2	Sofia University	HE	BGR	EE	2,428	56.4	37.3	◆	0.8	0.9	9.7
1089	391	40	Hospital de la Santa Creu i Sant Pau	HL	ESP	WE	2,426	26.0	55.9	▲	1.4	0.8	20.9
1090	261	96	Yunnan University	HE	CHN	AS	2,424	20.1	27.4	◆	0.7	0.7	6.8
1091	262	97	Qingdao University of Science and Technology	HE	CHN	AS	2,422	5.0	22.8	◆	0.6	0.9	6.0
1092	40	1	Universidad Central de Venezuela	HE	VEN	LA	2,420	41.0	29.3	◆	0.6	0.7	7.7
1093	6	1	University of Ibadan	HE	NGA	AF	2,417	23.6	24.0	◆	0.5	0.8	5.0
1094	32	27	Murdoch University	HE	AUS	OC	2,413	37.3	52.2	▲	1.2	0.7	15.8
1095	263	77	Kochi University	HE	JPN	AS	2,412	26.5	53.3	◆	0.9	0.7	13.9
1096	264	8	Queen Mary Hospital Hong Kong	HL	HKG	AS	2,407	28.8	71.5	▲	1.6	0.9	26.1
1097	265	78	Yamanashi University	HE	JPN	AS	2,404	16.8	50.7	◆	1.0	0.7	14.4
1098	266	79	Saitama University	HE	JPN	AS	2,400	23.5	40.8	◆	0.8	0.7	7.5
1099	54	17	Silesian University of Technology	HE	POL	EE	2,389	17.9	25.7	◆	0.6	0.8	3.7
1100	392	19	National Institute for Public Health and the Environment	HL	NLD	WE	2,388	46.1	73.0	●	2.0	0.8	33.1
1101	393	41	Hospital Universitario 12 de Octubre	HL	ESP	WE	2,387	15.9	40.1	▲	1.2	0.9	15.7
1102	394	72	University of Hertfordshire	HE	GBR	WE	2,385	42.3	46.1	▲	1.2	0.7	16.1
1103	285	249	Rochester Institute of Technology	HE	USA	NA	2,383	22.8	34.0	▲	1.4	0.7	10.2
1104	395	73	Aston University	HE	GBR	WE	2,376	39.0	51.3	▲	1.3	0.7	14.7
1105	267	80	Fukuoka University	HE	JPN	AS	2,373	17.2	45.0	◆	0.8	0.7	12.8
1106	396	43	Ecole Centrale de Lyon	HE	FRA	WE	2,371	38.3	41.0	▲	1.1	0.8	8.1
1107	268	81	Hirosaki University	HE	JPN	AS	2,367	15.7	48.1	◆	0.8	0.7	10.9
1108	397	20	Philips Research	PR	NLD	WE	2,367	40.6	41.9	●	2.1	0.8	14.2
1109	398	48	Fondazione IRCCS Policlinico San Matteo	HL	ITA	WE	2,365	26.1	66.1	●	2.1	0.9	27.3
1110	269	19	University of Madras	HE	IND	AS	2,364	17.8	34.2	◆	0.7	0.8	11.5
1111	286	250	Brandeis University	HE	USA	NA	2,362	29.2	75.1	▲	1.7	0.8	27.3
1112	270	82	Sapporo Medical University	HE	JPN	AS	2,359	14.9	50.7	◆	0.9	0.8	18.4
1113	399	49	Universita degli Studi del Piemonte Orientale Amedeo Avogadro	HE	ITA	WE	2,355	35.4	60.6	▲	1.3	0.8	19.5
1114	271	98	Shenzhen University	HE	CHN	AS	2,351	17.4	19.9	◆	0.5	0.7	3.5
1115	272	20	Aligarh Muslim University	HE	IND	AS	2,342	17.7	25.5	◆	0.7	0.7	6.8
1116	400	62	Technische Universitat Chemnitz	HE	DEU	WE	2,336	35.7	41.0	◆	0.9	0.8	8.3
1117	401	19	Karadeniz Technical University	HE	TUR	WE	2,328	11.9	34.6	◆	0.8	0.7	7.4
1118	273	21	Panjab University	HE	IND	AS	2,319	34.7	43.1	◆	1.0	0.7	14.1
1119	274	99	Shenyang Pharmaceutical University	HE	CHN	AS	2,315	20.4	32.8	◆	0.6	0.9	9.4
1120	402	74	St George's Healthcare NHS Trust	HL	GBR	WE	2,310	29.8	65.7	●	1.8	0.8	27.6
1121	275	83	Japan Advanced Institute of Science and Technology	HE	JPN	AS	2,309	24.8	36.0	◆	0.9	0.8	9.7
1122	276	100	Chinese Academy of Geological Sciences	GO	CHN	AS	2,309	29.0	45.1	▲	1.4	1.0	14.4
1123	277	4	National University Health System	HL	SGP	AS	2,306	34.3	70.2	▲	1.5	0.8	16.2
1124	403	44	Institut National des Sciences Appliquees de Lyon	HE	FRA	WE	2,301	36.5	49.2	▲	1.2	0.8	12.0
1125	41	23	Pontificia Universidade Catolica do Rio de Janeiro	HE	BRA	LA	2,295	32.4	31.7	◆	0.8	0.7	5.4
1126	404	45	Institut National Polytechnique de Lorraine	HE	FRA	WE	2,286	40.0	41.7	▲	1.3	0.8	11.1
1127	278	84	Nippon Electric Company Corporation	PR	JPN	AS	2,286	13.8	33.1	▲	1.1	0.9	7.6
1128	279	101	Harbin Medical University	HE	CHN	AS	2,284	16.5	30.9	◆	0.5	0.9	5.3
1129	287	251	Carnegie Institution for Science	OT	USA	NA	2,278	57.1	87.4	●	2.1	0.9	44.6
1130	405	63	Carl von Ossietzky Universitat Oldenburg	HE	DEU	WE	2,275	37.7	49.4	▲	1.2	0.7	13.1
1131	406	50	Universita degli Studi di Sassari	HE	ITA	WE	2,273	34.4	57.2	▲	1.1	0.7	16.6
1132	280	85	Teikyo University	HE	JPN	AS	2,271	11.3	43.6	◆	0.8	0.8	12.5
1133	281	102	Ningbo University	HE	CHN	AS	2,266	11.8	16.3	◆	0.6	0.8	4.1
1134	55	7	Alikhanov Institute for Theoretical and Experimental Physics	GO	RUS	EE	2,266	73.5	41.8	▲	1.2	1.0	16.0
1135	282	86	Saitama Medical University	HE	JPN	AS	2,247	12.8	46.6	◆	0.9	0.8	17.1
1136	407	46	STMicroelectronics	PR	FRA	WE	2,240	22.9	37.6	▲	1.6	0.9	6.1
1137	42	24	Universidade Federal do Rio Grande do Norte	HE	BRA	LA	2,238	15.9	30.3	◆	0.6	0.6	5.2
1138	408	42	Universidad Rey Juan Carlos	HE	ESP	WE	2,236	30.3	47.4	▲	1.2	0.6	12.1
1139	283	103	South China Agricultural University	HE	CHN	AS	2,232	18.6	25.4	◆	0.6	0.8	5.4
1140	284	104	Hunan Normal University	HE	CHN	AS	2,225	18.0	33.7	◆	0.7	0.8	11.0
1141	27	8	Isfahan University of Technology	HE	IRN	ME	2,222	27.8	35.5	◆	1.0	0.8	7.8
1142	285	105	Shaanxi Normal University	HE	CHN	AS	2,215	8.5	34.8	◆	0.7	0.8	5.1

WR/RR/CR World/Region/Country Rank

AF Africa AS Asia EE Eastern Europe LA Latin America ME Middle East NA Northern America OC Oceania WE Western Europe

GO Government HE Higher Education HL Health PR Private OT Others

WR	RR	CR	Organization	Sector	Country	Region	Output	IC(%)	Q1(%)	NI	Spe	Exc	
1143	409	47	Museum National d'Histoire Naturelle	GO	FRA	WE	2,212	57.9	57.0	▲	1.1	0.9	18.1
1144	410	43	Complejo Universitario de San Carlos	HL	ESP	WE	2,206	17.4	44.4	▲	1.2	0.8	15.4
1145	411	48	Universite Henri Poincare, Nancy I	HE	FRA	WE	2,205	40.5	56.6	▲	1.2	0.7	17.9
1146	412	49	Universite de Rouen	HE	FRA	WE	2,204	39.4	53.1	▲	1.0	0.6	14.7
1147	413	11	VTT Technical Research Centre of Finland	OT	FIN	WE	2,201	35.4	39.5	▲	1.2	0.7	11.7
1148	414	75	University of Portsmouth	HE	GBR	WE	2,195	44.4	51.6	▲	1.6	0.6	17.3
1149	415	20	Akdeniz University	HE	TUR	WE	2,193	17.9	35.6	◆	0.9	0.6	9.4
1150	416	64	Bergische Universitat Wuppertal	HE	DEU	WE	2,191	54.5	46.8	▲	1.3	0.8	14.5
1151	417	51	Mario Negri Istituto di Ricerche Farmacologiche	HL	ITA	WE	2,190	44.2	76.6	●	2.0	0.8	33.9
1152	418	65	GSI Helmholtzzentrum fur Schwerionenforschung GmbH	GO	DEU	WE	2,188	74.4	42.1	▲	1.4	1.0	14.5
1153	286	106	Capital Normal University	HE	CHN	AS	2,186	19.6	22.1	◆	0.6	0.8	4.4
1154	287	87	Kurume University	HE	JPN	AS	2,185	13.8	47.6	◆	0.9	0.8	17.9
1155	419	44	Institut d'Investigacions Biomediques August Pi i Sunyer	HL	ESP	WE	2,181	36.8	72.7	●	2.1	0.8	30.7
1156	420	76	University of Stirling	HE	GBR	WE	2,180	38.6	54.0	▲	1.5	0.7	15.6
1157	421	12	Hopital Erasme	HL	BEL	WE	2,169	36.9	63.1	●	1.8	0.8	25.7
1158	288	252	Society of Petroleum Engineers	OT	USA	NA	2,159	31.1	1.4	◆	0.4	1.0	0.2
1159	288	107	Xi'an University of Architecture and Technology	HE	CHN	AS	2,155	4.4	17.1	◆	0.5	0.9	1.5
1160	422	21	Bilkent University	HE	TUR	WE	2,153	36.3	44.5	▲	1.1	0.8	8.4
1161	423	66	Alfred Wegener Institut fur Polar und Meeresforschung	GO	DEU	WE	2,153	64.1	72.9	▲	1.6	0.9	25.4
1162	289	22	Annamalai University	HE	IND	AS	2,144	11.2	24.0	◆	0.7	0.8	10.0
1163	290	33	Sogang University	HE	KOR	AS	2,143	21.6	45.1	◆	0.9	0.7	8.1
1164	424	13	Cliniques Universitaires Saint-Luc	HL	BEL	WE	2,142	30.5	49.5	▲	1.6	0.8	19.6
1165	425	6	Haukeland University Hospital	HL	NOR	WE	2,141	40.9	73.4	▲	1.7	0.8	25.6
1166	426	11	Universitat fur Bodenkultur Wien	HE	AUT	WE	2,136	53.2	61.0	▲	1.3	0.8	19.9
1167	56	4	Romanian Academy	GO	ROU	EE	2,134	46.7	30.6	◆	0.7	0.9	7.5
1168	291	88	Ibaraki University	HE	JPN	AS	2,132	25.8	41.2	◆	0.8	0.7	7.5
1169	292	5	National Neuroscience Institute	HL	SGP	AS	2,129	87.2	80.2	●	2.4	0.8	35.3
1170	293	4	Prince of Songkla University	HE	THA	AS	2,126	43.1	34.3	◆	0.9	0.7	9.7
1171	294	108	Nanjing University of Posts and Telecommunications	HE	CHN	AS	2,124	9.7	10.2	◆	0.4	0.9	2.5
1172	295	89	NINS, National Astronomical Observatory of Japan	GO	JPN	AS	2,122	62.9	67.0	▲	1.3	1.0	22.9
1173	427	45	Universidade da Coruna	HE	ESP	WE	2,121	26.1	38.2	◆	0.9	0.7	10.0
1174	428	46	Hospital Universitario La Fe	HL	ESP	WE	2,121	15.2	41.5	▲	1.1	0.8	14.7
1175	296	1	Quaid-i-Azam University, Islamabad	HE	PAK	AS	2,120	40.2	31.4	▲	1.1	0.8	9.5
1176	297	109	Xiangtan University	HE	CHN	AS	2,119	14.1	34.3	◆	0.7	0.8	5.6
1177	429	50	Institut Laue-Langevin	GO	FRA	WE	2,116	86.6	72.9	◆	1.0	0.9	13.0
1178	430	47	Universitat Jaume I	HE	ESP	WE	2,110	37.8	51.0	▲	1.2	0.7	15.3
1179	431	51	College de France	HE	FRA	WE	2,110	56.1	70.1	●	1.9	0.8	29.0
1180	432	52	Consorzio Interuniversitario Nazionale per la Scienze Fische della Materia	GO	ITA	WE	2,110	50.0	69.9	◆	0.9	0.9	8.2
1181	298	110	Tianjin Polytechnic University	HE	CHN	AS	2,106	6.5	13.5	◆	0.4	0.9	2.0
1182	433	52	Institut National des Sciences Appliquees de Rennes	HE	FRA	WE	2,106	35.2	28.6	▲	1.3	0.9	5.5
1183	434	77	The University of Salford	HE	GBR	WE	2,105	29.1	45.5	▲	1.1	0.7	9.8
1184	435	67	Helmholtz Zentrum fur Umweltforschung	GO	DEU	WE	2,105	47.6	67.8	▲	1.5	0.9	23.2
1185	299	111	Guangdong University of Technology	HE	CHN	AS	2,100	11.2	12.1	◆	0.5	0.8	2.0
1186	436	78	Institute of Cancer Research	HL	GBR	WE	2,100	42.0	83.4	●	2.6	0.9	44.1
1187	437	53	Ecole Pratique des Hautes Etudes	HE	FRA	WE	2,099	54.2	69.6	▲	1.4	0.8	24.6
1188	300	90	Akita University	HE	JPN	AS	2,095	14.5	45.4	◆	0.7	0.7	12.5
1189	438	1	University of Cyprus	HE	CYP	WE	2,094	65.9	43.7	▲	1.1	0.7	8.2
1190	57	18	Maria Curie Sklodowska University	HE	POL	EE	2,092	29.2	40.5	◆	0.7	0.8	7.7
1191	301	112	Zhejiang Normal University	HE	CHN	AS	2,091	10.4	25.1	◆	0.6	0.8	5.4
1192	439	54	Ecole Centrale de Lille	HE	FRA	WE	2,089	40.0	50.7	▲	1.4	0.8	10.1
1193	43	5	Comision Nacional de Energia Atomica Argentina	GO	ARG	LA	2,087	52.2	61.4	◆	0.9	0.9	10.2
1194	302	23	Feng Chia University	HE	TWN	AS	2,083	9.7	40.4	◆	1.0	0.8	7.8
1195	303	113	Tianjin Medical University	HE	CHN	AS	2,078	13.1	25.0	◆	0.4	0.9	5.1

WR/RR/CR World/Region/Country Rank

AF Africa AS Asia EE Eastern Europe LA Latin America ME Middle East NA Northern America OC Oceania WE Western Europe

GO Government HE Higher Education HL Health PR Private OT Others

WR	RR	CR	Organization	Sector	Country	Region	Output	IC(%)	Q1(%)	NI	Spe	Exc	
1196	304	91	Fujitsu Laboratories Ltd.	PR	JPN	AS	2,077	16.1	29.5	◆	1.0	0.8	6.5
1197	440	7	Norwegian University of Life Sciences	HE	NOR	WE	2,076	47.3	56.3	▲	1.2	0.8	17.9
1198	305	24	Chung Yuan Christian University	HE	TWN	AS	2,074	11.3	44.8	▲	1.0	0.8	9.7
1199	441	9	Democritus University Of Thrace	HE	GRC	WE	2,069	22.0	41.2	◆	0.8	0.6	9.4
1200	306	92	Nagaoka University of Technology	HE	JPN	AS	2,066	14.0	32.6	◆	1.0	0.8	6.9
1201	307	34	Chosun University	HE	KOR	AS	2,065	17.6	37.7	◆	0.7	0.7	7.3
1202	442	79	Birkbeck, University of London	HE	GBR	WE	2,063	39.8	54.9	▲	1.6	0.7	18.5
1203	289	37	University of Regina	HE	CAN	NA	2,063	38.7	40.8	▲	1.3	0.7	12.1
1204	290	38	The Ottawa Hospital	HL	CAN	NA	2,059	29.5	68.8	●	2.0	0.8	28.3
1205	44	25	Pontificia Universidade Catolica do Rio Grande do Sul	HE	BRA	LA	2,053	26.1	32.2	◆	0.9	0.7	9.2
1206	443	1	University of Iceland	HE	ISL	WE	2,049	63.7	61.7	▲	1.6	0.6	18.7
1207	33	28	Swinburne University of Technology	HE	AUS	OC	2,046	39.7	50.6	▲	1.3	0.8	16.5
1208	444	48	Universitat de Girona	HE	ESP	WE	2,042	41.3	55.5	▲	1.2	0.7	14.6
1209	308	23	University of Calcutta	HE	IND	AS	2,042	23.3	40.1	◆	0.7	0.7	7.7
1210	309	93	National Cerebral and Cardiovascular Center	HL	JPN	AS	2,042	15.0	57.4	▲	1.2	0.9	21.8
1211	445	22	Suleyman Demirel University, Isparta	HE	TUR	WE	2,040	14.2	32.4	◆	0.7	0.7	7.3
1212	446	80	NHS Greater Glasgow and Clyde	HL	GBR	WE	2,037	25.4	64.8	●	1.9	0.8	25.4
1213	447	68	Universitat Kassel	HE	DEU	WE	2,036	39.9	43.6	▲	1.1	0.7	9.9
1214	291	253	Montefiore Medical Center	HL	USA	NA	2,036	14.5	71.7	▲	1.5	0.8	22.9
1215	448	81	The Manchester Metropolitan University	HE	GBR	WE	2,034	35.7	46.6	▲	1.2	0.7	13.2
1216	449	53	Scuola Internazionale Superiore di Studi Avanzati	HE	ITA	WE	2,032	61.3	68.2	▲	1.5	0.9	24.8
1217	310	114	Shenyang University of Technology	HE	CHN	AS	2,032	6.2	7.8	◆	0.4	0.9	1.2
1218	311	35	Seoul National University Hospital	HL	KOR	AS	2,022	12.3	66.0	▲	1.2	0.9	18.1
1219	312	36	Korea Research Institute of Bioscience and Biotechnology	GO	KOR	AS	2,021	23.6	62.4	◆	0.9	0.9	19.2
1220	450	55	Institut Curie	HL	FRA	WE	2,020	39.3	70.8	▲	1.6	0.8	35.3
1221	451	82	Royal Brompton and Harefield NHS Foundation Trust	HL	GBR	WE	2,017	37.0	72.7	●	2.0	0.9	26.8
1222	292	254	Southern Methodist University	HE	USA	NA	2,016	29.3	59.0	▲	1.5	0.7	13.8
1223	452	54	Universita Vita-Salute San Raffaele	HE	ITA	WE	2,016	35.9	76.1	●	2.2	0.9	32.3
1224	313	94	National Institute for Environmental Studies	GO	JPN	AS	2,015	36.0	62.6	▲	1.2	0.9	16.9
1225	314	25	National Yunlin University of Science and Technology	HE	TWN	AS	2,014	5.9	33.2	▲	1.0	0.8	6.1
1226	58	19	Poznan University of Technology	HE	POL	EE	2,013	19.3	25.2	◆	0.9	0.8	5.1
1227	453	10	University of Thessaly	HE	GRC	WE	2,011	31.0	52.6	▲	1.1	0.6	14.4
1228	34	29	Alfred Health	HL	AUS	OC	2,010	24.0	68.1	●	1.8	0.8	23.5
1229	315	115	PLA University of Science and Technology	HE	CHN	AS	2,009	2.7	5.2	◆	0.3	0.9	1.1
1230	316	116	Center for Disease Control and Prevention China	HL	CHN	AS	2,003	32.9	46.6	▲	1.0	0.9	14.5
1231	317	95	National Institute of Infectious Diseases	HL	JPN	AS	1,997	27.7	62.1	▲	1.0	0.9	22.5
1232	293	255	Penn State Milton S. Hershey Medical Center	HL	USA	NA	1,984	16.0	74.0	▲	1.5	0.8	31.3
1233	318	117	Shandong University of Science and Technology	HE	CHN	AS	1,983	7.9	9.3	◆	0.5	0.9	2.6
1234	294	256	Smithsonian Institution	GO	USA	NA	1,982	45.2	52.4	▲	1.2	0.9	16.5
1235	295	257	Western Michigan University	HE	USA	NA	1,978	22.1	42.5	◆	0.9	0.6	7.2
1236	319	96	Tokyo Medical University	HE	JPN	AS	1,973	14.2	43.3	◆	0.7	0.8	13.3
1237	454	83	Southampton University Hospitals NHS Trust	HL	GBR	WE	1,972	28.2	70.8	●	1.8	0.8	29.0
1238	296	258	Marquette University	HE	USA	NA	1,971	17.7	44.9	▲	1.1	0.7	13.7
1239	320	26	National Taiwan Normal University	HE	TWN	AS	1,968	19.4	50.6	◆	0.9	0.7	11.0
1240	321	97	University of Miyazaki	HE	JPN	AS	1,968	21.2	46.0	◆	0.8	0.7	11.1
1241	322	5	Kasetsart University	HE	THA	AS	1,967	48.3	35.0	◆	0.7	0.8	6.9
1242	455	84	South London Healthcare NHS Trust	HL	GBR	WE	1,961	44.2	68.4	▲	1.6	0.8	24.7
1243	59	20	Medical University of Silesia	HE	POL	EE	1,960	16.1	34.1	◆	1.0	0.8	9.6
1244	456	85	Aberystwyth University	HE	GBR	WE	1,959	45.3	57.7	▲	1.5	0.7	17.8
1245	457	17	Universite de Neuchatel	HE	CHE	WE	1,955	59.9	58.4	▲	1.5	0.7	22.7
1246	323	37	Sejong University	HE	KOR	AS	1,955	22.1	47.9	◆	0.8	0.8	11.2
1247	324	118	Henan University	HE	CHN	AS	1,954	6.8	25.8	◆	0.6	0.8	4.8
1248	7	1	Universite de Sfax	HE	TUN	AF	1,939	48.7	32.8	◆	0.8	0.7	4.9
1249	297	259	University of Alabama, Huntsville	HE	USA	NA	1,936	25.8	43.4	▲	1.2	0.7	10.1
1250	458	49	Universidad de Jaen	HE	ESP	WE	1,935	31.8	45.3	▲	1.0	0.6	11.6

WR/RR/CR World/Region/Country Rank

AF Africa AS Asia EE Eastern Europe LA Latin America ME Middle East NA Northern America OC Oceania WE Western Europe

GO Government HE Higher Education HL Health PR Private OT Others

WR	RR	CR	Organization	Sector	Country	Region	Output	IC(%)	Q1(%)	NI	Spe	Exc	
1251	459	56	Centre Hospitalier Universitaire de Nantes	HL	FRA	WE	1,934	22.4	51.8	▲	1.7	0.8	21.0
1252	298	260	University of Maine, Orono	HE	USA	NA	1,933	29.5	59.7	▲	1.3	0.7	17.5
1253	325	5	University of Technology Malaysia	HE	MYS	AS	1,932	27.8	19.3	◆	0.9	0.8	3.7
1254	326	98	Oita University	HE	JPN	AS	1,929	13.5	44.0	◆	0.7	0.7	10.6
1255	460	57	Centre Hospitalier Universitaire de Bordeaux	HL	FRA	WE	1,929	21.2	55.9	▲	1.7	0.8	23.6
1256	461	23	Kocaeli University	HE	TUR	WE	1,928	10.7	34.7	◆	0.8	0.7	7.7
1257	327	24	Indian Association for the Cultivation of Science	GO	IND	AS	1,928	28.4	69.3	▲	1.0	0.9	17.0
1258	60	21	University of Lodz	HE	POL	EE	1,927	32.1	36.4	◆	0.8	0.7	10.7
1259	45	26	Instituto Nacional de Pesquisas Espaciais	GO	BRA	LA	1,926	35.9	46.8	◆	0.8	0.9	8.3
1260	299	261	Texas Instruments	PR	USA	NA	1,925	19.7	39.0	●	1.8	1.0	9.8
1261	28	9	Ferdowsi University of Mashhad	HE	IRN	ME	1,922	21.4	23.7	◆	0.8	0.8	5.3
1262	328	119	Shandong University of Technology	HE	CHN	AS	1,920	6.1	13.5	◆	0.5	0.8	3.4
1263	329	2	Aga Khan University	HE	PAK	AS	1,918	25.2	35.3	◆	0.9	0.8	8.2
1264	330	99	University of Occupational and Environmental Health	HE	JPN	AS	1,915	13.4	47.3	◆	0.8	0.8	13.8
1265	462	50	Centro de Investigaciones Energeticas, Medioambientales y Tecnologicas	GO	ESP	WE	1,915	55.5	64.0	▲	1.3	0.9	13.5
1266	331	27	Yuan-Ze University	HE	TWN	AS	1,909	9.9	40.1	▲	1.1	0.8	9.4
1267	300	262	New York Presbyterian Hospital	HL	USA	NA	1,909	16.1	73.5	●	1.9	0.9	26.1
1268	463	86	University of London	HE	GBR	WE	1,899	42.1	55.2	▲	1.5	0.6	17.2
1269	301	263	National Renewable Energy Laboratory	GO	USA	NA	1,896	22.6	54.4	●	2.1	0.9	20.2
1270	46	2	Universidad de Antioquia	HE	COL	LA	1,892	50.2	32.9	◆	0.6	0.7	6.9
1271	302	264	St Mary's Hospital	HL	USA	NA	1,888	79.3	66.8	●	2.0	0.8	26.3
1272	61	2	University of Novi Sad	HE	SRB	EE	1,887	34.3	27.9	◆	0.8	0.7	3.5
1273	303	265	General Electric Company United States	PR	USA	NA	1,887	20.9	36.1	▲	1.3	0.8	9.4
1274	47	27	Universidade Federal da Paraiba	HE	BRA	LA	1,884	14.3	26.5	◆	0.8	0.7	6.9
1275	332	120	Anhui University	HE	CHN	AS	1,882	10.0	22.9	◆	0.8	0.8	6.2
1276	48	28	Universidade Federal de Goias	HE	BRA	LA	1,880	17.0	31.0	◆	0.7	0.7	6.5
1277	304	266	Amgen	PR	USA	NA	1,877	25.3	78.0	●	2.3	0.8	36.6
1278	464	7	Odense University Hospital	HL	DNK	WE	1,875	27.8	57.1	▲	1.6	0.8	24.6
1279	333	121	Kunming University of Science and Technology	HE	CHN	AS	1,874	9.9	14.1	◆	0.5	0.8	2.0
1280	465	87	University of the West of England	HE	GBR	WE	1,872	23.9	41.8	▲	1.2	0.7	10.3
1281	62	5	University of Bucharest	HE	ROU	EE	1,870	48.0	31.9	◆	0.8	0.8	7.4
1282	466	58	Universite Francois Rabelais de Tours	HE	FRA	WE	1,869	49.0	53.7	▲	1.1	0.8	16.3
1283	35	30	Royal Melbourne Hospital	HL	AUS	OC	1,868	30.4	70.5	●	2.2	0.8	26.0
1284	305	267	Fox Chase Cancer Center	HL	USA	NA	1,868	22.9	81.9	●	2.0	0.9	37.4
1285	467	69	Leibniz Institut fur Festkorper und Werkstofforschung Dresden	GO	DEU	WE	1,864	62.6	71.0	▲	1.4	1.0	15.9
1286	334	122	WuHan Union Hospital	HL	CHN	AS	1,860	10.4	34.5	◆	0.5	0.9	4.6
1287	63	7	University of Pecs	HE	HUN	EE	1,854	40.2	52.2	◆	0.9	0.7	13.9
1288	335	6	Khon Kaen University	HE	THA	AS	1,854	41.6	43.1	◆	0.9	0.7	9.5
1289	29	10	K.N.Toosi University of Technology	HE	IRN	ME	1,853	14.6	24.5	◆	0.9	0.8	3.4
1290	49	29	Universidade Federal de Uberlandia	HE	BRA	LA	1,851	16.5	29.0	◆	0.7	0.8	5.6
1291	50	30	Universidade Federal de Lavras	HE	BRA	LA	1,851	10.3	10.3	◆	0.4	0.9	2.2
1292	468	70	Physikalisch-Technische Bundesanstalt	GO	DEU	WE	1,850	40.7	47.1	▲	1.5	0.9	10.8
1293	469	71	Universitat Augsburg	HE	DEU	WE	1,848	50.7	54.8	▲	1.3	0.8	12.9
1294	470	72	European Southern Observatory	GO	DEU	WE	1,846	86.4	63.1	▲	1.5	1.0	30.3
1295	471	55	Fondazione IRCCS Istituto Nazionale Tumori di Milano	HL	ITA	WE	1,844	42.5	79.8	●	2.6	0.9	35.8
1296	472	51	Hospital del Mar	HL	ESP	WE	1,843	22.6	51.3	▲	1.3	0.8	16.9
1297	336	123	Henan Normal University	HE	CHN	AS	1,843	13.1	29.7	◆	0.7	0.8	8.1
1298	473	59	Universite de Reims Champagne-Ardenne	HE	FRA	WE	1,842	36.5	46.7	◆	1.0	0.6	12.3
1299	337	28	Fu Jen Catholic University	HE	TWN	AS	1,842	17.4	50.1	◆	0.9	0.6	10.3
1300	474	18	Eidgenossische Materialprufungs-und Forschungsanstalt	GO	CHE	WE	1,841	51.0	71.1	●	1.8	0.8	20.2
1301	338	124	Shantou University	HE	CHN	AS	1,841	22.2	36.5	◆	0.9	0.8	11.4
1302	475	88	The Royal Marsden NHS Foundation Trust	HL	GBR	WE	1,840	31.2	71.1	●	2.4	0.9	32.1
1303	306	268	University of Montana, Missoula	HE	USA	NA	1,838	29.2	66.7	▲	1.4	0.7	23.5
1304	476	16	Lulea University of Technology	HE	SWE	WE	1,837	43.1	44.4	▲	1.1	0.7	9.6
1305	307	269	The North Shore-LIJ Health System	HL	USA	NA	1,837	19.2	72.0	●	2.0	0.8	29.6

WR/RR/CR World/Region/Country Rank

AF Africa AS Asia EE Eastern Europe LA Latin America ME Middle East NA Northern America OC Oceania WE Western Europe

GO Government HE Higher Education HL Health PR Private OT Others

WR	RR	CR	Organization	Sector	Country	Region	Output	IC(%)	Q1(%)	NI	Spe	Exc	
1306	308	270	University of Dayton	HE	USA	NA	1,837	13.7	41.3	▲	1.2	0.9	11.3
1307	339	100	Iwate University	HE	JPN	AS	1,836	22.2	51.0	◆	0.9	0.8	9.2
1308	477	52	Universidad de las Palmas de Gran Canaria	HE	ESP	WE	1,826	27.8	41.4	◆	0.9	0.6	10.1
1309	340	125	Shanxi University	HE	CHN	AS	1,822	12.1	31.6	◆	0.6	0.8	5.9
1310	64	2	Belarusian State University	HE	BLR	EE	1,822	45.3	25.2	◆	0.6	0.8	6.2
1311	478	56	Istituto Nazionale di Geofisica e Vulcanologia	GO	ITA	WE	1,822	43.9	71.7	▲	1.4	1.0	17.4
1312	309	271	Howard University	HE	USA	NA	1,819	33.6	44.2	▲	1.2	0.7	14.1
1313	341	29	National Dong Hwa University	HE	TWN	AS	1,817	15.4	44.5	◆	1.0	0.8	9.1
1314	342	25	Indian Statistical Institute	HE	IND	AS	1,814	25.7	34.2	◆	0.8	0.8	6.5
1315	310	39	Centre for Addiction and Mental Health	HL	CAN	NA	1,814	44.0	71.3	▲	1.7	0.9	26.2
1316	479	57	Politecnico di Bari	HE	ITA	WE	1,809	32.6	38.2	▲	1.6	0.8	9.7
1317	343	30	Chung Shan Medical University	HE	TWN	AS	1,807	10.8	62.4	◆	0.9	0.7	15.8
1318	344	101	Doshisha University	HE	JPN	AS	1,804	12.0	32.6	◆	0.8	0.7	7.0
1319	345	126	Ministry of Agriculture	GO	CHN	AS	1,804	16.4	35.4	◆	0.7	0.8	5.6
1320	480	60	Universite de Poitiers	HE	FRA	WE	1,803	41.8	56.9	▲	1.2	0.7	15.6
1321	346	127	Hebei Medical University	HE	CHN	AS	1,803	11.6	21.1	◆	0.3	0.9	4.1
1322	311	272	City University of New York, City College	HE	USA	NA	1,802	28.3	59.3	▲	1.3	0.7	18.8
1323	481	73	Technische Universitat Hamburg-Harburg	HE	DEU	WE	1,801	30.5	40.0	▲	1.3	0.8	10.2
1324	482	53	Universidad de Cadiz	HE	ESP	WE	1,793	37.0	51.5	◆	0.9	0.6	12.4
1325	312	40	Centre Hospitalier Universitaire de Quebec	HL	CAN	NA	1,793	35.9	78.3	▲	1.7	0.8	32.1
1326	347	128	Chengdu University of Technology	HE	CHN	AS	1,789	5.6	8.4	◆	0.3	0.9	1.5
1327	348	6	Singapore General Hospital	HL	SGP	AS	1,788	27.9	69.6	▲	1.3	0.8	17.8
1328	313	273	City of Hope	HL	USA	NA	1,788	32.1	80.9	●	2.1	0.9	35.6
1329	30	1	Jordan University of Science and Technology	HE	JOR	ME	1,785	34.2	31.5	◆	0.6	0.7	4.7
1330	31	10	Tel Aviv Sourasky Medical Center	HL	ISR	ME	1,785	25.3	69.3	▲	1.4	0.8	23.7
1331	349	31	Tri-Service General Hospital	HL	TWN	AS	1,783	13.2	53.8	◆	0.7	0.9	10.3
1332	350	32	National Defense Medical Center	HL	TWN	AS	1,780	14.1	59.3	◆	0.8	0.8	13.4
1333	314	274	Oakland University	HE	USA	NA	1,776	24.2	49.2	▲	1.1	0.7	12.9
1334	315	41	London Health Sciences Centre	HL	CAN	NA	1,774	28.7	64.1	●	1.8	0.8	25.5
1335	483	54	Hospital Universitari de Bellvitge	HL	ESP	WE	1,770	17.5	53.1	▲	1.4	0.8	19.4
1336	316	275	Creighton University	HE	USA	NA	1,768	26.3	61.9	▲	1.6	0.7	23.2
1337	351	129	University of Jinan	HE	CHN	AS	1,766	9.2	19.9	◆	0.5	1.0	3.2
1338	36	31	Royal Prince Alfred Hospital	HL	AUS	OC	1,765	29.9	73.1	●	1.8	0.8	25.2
1339	484	61	Universite de Savoie	HE	FRA	WE	1,762	66.5	59.5	●	2.0	0.8	22.1
1340	65	2	Tallinn University of Technology	HE	EST	EE	1,761	36.0	32.0	◆	1.0	0.7	8.0
1341	485	55	Complejo Hospitalario Virgen del Rocio	HL	ESP	WE	1,761	14.7	42.5	▲	1.1	0.9	14.3
1342	66	22	Medical University of Bialystok	HE	POL	EE	1,759	12.1	31.8	◆	0.6	0.9	9.4
1343	37	32	Westmead Hospital	HL	AUS	OC	1,758	29.5	67.2	▲	1.7	0.8	26.7
1344	38	33	Victoria University	HE	AUS	OC	1,753	51.9	41.5	▲	1.1	0.7	11.3
1345	486	56	Universidad Publica de Navarra	HE	ESP	WE	1,752	34.8	47.0	▲	1.1	0.7	11.7
1346	487	12	Abo Academy University	HE	FIN	WE	1,752	44.9	59.9	▲	1.4	0.7	20.4
1347	488	89	Western General Hospital	HL	GBR	WE	1,751	34.8	76.1	●	2.1	0.8	32.7
1348	489	90	NHS Tayside	HL	GBR	WE	1,749	26.9	74.9	●	2.0	0.8	26.9
1349	490	74	Universitat Osnabruck	HE	DEU	WE	1,748	43.3	52.4	▲	1.2	0.7	17.6
1350	352	102	Kansai University	HE	JPN	AS	1,748	12.3	35.1	◆	0.7	0.7	6.8
1351	32	11	Shiraz University of Medical Sciences	HE	IRN	ME	1,745	11.0	31.1	◆	0.5	0.8	4.7
1352	491	57	Universidad Nacional de Educacion a Distancia	HE	ESP	WE	1,743	25.4	39.2	◆	0.7	0.7	7.2
1353	492	75	Infineon Technologies	PR	DEU	WE	1,743	43.0	33.6	▲	1.6	0.9	7.7
1354	51	31	Universidade Federal de Pelotas	HE	BRA	LA	1,741	19.1	24.1	◆	0.8	0.9	7.5
1355	317	276	University of Massachusetts, Lowell	HE	USA	NA	1,738	27.4	46.5	▲	1.0	0.7	11.9
1356	353	130	Shandong Normal University	HE	CHN	AS	1,738	8.3	26.8	◆	0.7	0.8	7.7
1357	493	76	Technische Universitat Ilmenau	HE	DEU	WE	1,738	36.0	37.5	▲	1.1	0.8	7.7
1358	494	91	University Hospitals Leicester NHS Trust	HL	GBR	WE	1,738	16.5	65.7	▲	1.4	0.8	18.2
1359	495	58	Instituto de Astrofisica de Canarias	GO	ESP	WE	1,732	81.0	66.2	▲	1.3	1.0	23.7
1360	318	277	Texas Tech University Health Sciences Center	HL	USA	NA	1,731	17.7	62.2	▲	1.1	0.8	16.2
1361	354	103	National Institute of Agrobiological Sciences	GO	JPN	AS	1,731	22.4	72.1	▲	1.2	0.9	21.1
1362	496	92	Health Protection Agency	HL	GBR	WE	1,731	35.1	72.0	●	1.8	0.9	33.3
1363	497	77	Technische Universitat Clausthal	HE	DEU	WE	1,729	41.6	44.6	▲	1.2	0.8	11.1
1364	355	38	Korea Research Institute Chemical Technology	GO	KOR	AS	1,728	15.7	54.6	▲	1.1	0.9	16.6
1365	356	104	Mitsubishi Electric Corporation	PR	JPN	AS	1,727	10.7	20.7	◆	0.8	0.9	3.0
1366	357	131	Liaocheng University	HE	CHN	AS	1,727	3.9	18.4	◆	0.6	0.9	6.0

WR/RR/CR World/Region/Country Rank

AF Africa AS Asia EE Eastern Europe LA Latin America ME Middle East NA Northern America OC Oceania WE Western Europe

GO Government HE Higher Education HL Health PR Private OT Others

WR	RR	CR	Organization	Sector	Country	Region	Output	IC(%)	Q1(%)	NI	Spe	Exc	
1367	358	105	Fujita Health University	HE	JPN	AS	1,726	17.6	47.4	▲	1.1	0.8	17.8
1368	319	278	Baylor University	HE	USA	NA	1,721	27.6	49.3	▲	1.4	0.7	13.8
1369	359	39	Inje University	HE	KOR	AS	1,711	17.1	46.4	◆	0.9	0.8	13.2
1370	67	2	Kaunas University of Technology	HE	LTU	EE	1,711	19.1	22.1	◆	0.7	0.8	2.2
1371	360	106	Dokkyo Medical University	HE	JPN	AS	1,710	9.7	45.6	◆	0.8	0.8	13.8
1372	68	7	University of South Bohemia	HE	CZE	EE	1,703	44.1	46.7	▲	1.0	0.8	12.7
1373	498	62	Universite Blaise Pascal, Clermont-Ferrand II	HE	FRA	WE	1,701	57.5	55.9	▲	1.4	0.7	18.1
1374	499	59	Hospital Universitari Germans Trias i Pujol	HL	ESP	WE	1,701	21.5	54.3	●	2.0	0.9	23.0
1375	500	24	Ankara Numune Educational and Research Hospital	HL	TUR	WE	1,700	5.2	35.5	◆	0.5	0.9	5.4
1376	501	8	Universidade do Algarve	HE	PRT	WE	1,699	50.2	48.9	▲	1.0	0.7	12.4
1377	502	25	Dicle University	HE	TUR	WE	1,699	7.3	25.7	◆	0.6	0.7	6.5
1378	361	132	Lanzhou University of Technology	HE	CHN	AS	1,698	4.9	12.0	◆	0.6	0.9	2.6
1379	503	63	Ecole des Hautes Etudes en Sciences Sociales	HE	FRA	WE	1,691	32.9	38.5	◆	0.9	0.8	6.5
1380	39	6	University of Waikato	HE	NZL	OC	1,689	47.8	46.7	▲	1.2	0.7	12.6
1381	320	279	Bowling Green State University	HE	USA	NA	1,686	20.4	55.3	▲	1.2	0.7	14.7
1382	362	107	National Institute of Radiological Sciences	HL	JPN	AS	1,686	26.0	56.6	◆	0.9	0.9	12.1
1383	363	108	Nara Medical University	HE	JPN	AS	1,685	11.8	48.7	◆	0.8	0.8	13.8
1384	321	280	University of North Carolina, Greensboro	HE	USA	NA	1,684	14.8	52.5	▲	1.2	0.8	13.1
1385	504	78	Forschungszentrum Dresden Rossendorf	GO	DEU	WE	1,677	59.6	59.6	▲	1.1	0.9	12.3
1386	52	8	Universidad de Guadalajara	HE	MEX	LA	1,673	32.1	35.6	◆	0.5	0.7	4.5
1387	505	9	Instituto de Telecomunicacoes	GO	PRT	WE	1,672	32.9	23.2	▲	1.3	0.9	4.2
1388	69	8	Novosibirsk State University	HE	RUS	EE	1,670	26.1	27.0	◆	0.5	0.8	4.6
1389	364	26	Indian Institute of Technology, Guwahati	HE	IND	AS	1,663	16.0	41.8	▲	1.1	0.8	9.9
1390	506	79	Universitat Siegen	HE	DEU	WE	1,659	41.2	39.4	▲	1.3	0.7	10.5
1391	33	1	Sultan Qaboos University	HE	OMN	ME	1,656	53.8	36.4	◆	0.7	0.7	6.2
1392	322	281	Space Telescope Science Institute	GO	USA	NA	1,655	72.1	79.9	●	2.0	1.0	43.1
1393	507	58	Abdus Salam International Centre for Theoretical Physics	GO	ITA	WE	1,653	80.4	56.3	▲	1.4	0.9	16.8
1394	323	42	Brock University	HE	CAN	NA	1,652	34.2	52.1	▲	1.2	0.7	14.5
1395	324	282	Worcester Polytechnic Institute	HE	USA	NA	1,651	24.2	40.5	▲	1.2	0.7	10.3
1396	508	64	Universite d'Orleans	HE	FRA	WE	1,650	50.9	58.2	▲	1.2	0.8	16.9
1397	325	43	Vancouver Coastal Health	HL	CAN	NA	1,650	39.5	67.2	●	2.1	0.8	31.1
1398	509	93	Barts and the London NHS Trust	HL	GBR	WE	1,647	25.9	65.9	●	1.9	0.8	25.0
1399	510	59	Universita degli Studi di Camerino	HE	ITA	WE	1,646	41.9	58.4	▲	1.1	0.7	15.3
1400	511	60	Universitat de Lleida	HE	ESP	WE	1,645	31.6	57.8	▲	1.3	0.7	19.4
1401	365	133	Heilongjiang University	HE	CHN	AS	1,645	13.4	16.0	◆	0.6	0.8	3.7
1402	366	40	Korea Research Institute of Standards and Science	GO	KOR	AS	1,643	24.2	53.0	◆	0.9	0.9	9.4
1403	367	109	Hamamatsu University School of Medicine	HE	JPN	AS	1,638	15.9	57.6	◆	1.0	0.8	19.1
1404	368	134	Changsha University of Science and Technology	HE	CHN	AS	1,638	7.5	14.2	◆	0.5	0.9	1.5
1405	369	3	University of Karachi	HE	PAK	AS	1,638	28.5	16.4	◆	0.5	0.9	4.2
1406	8	2	Universite de Monastir	HE	TUN	AF	1,634	54.4	39.8	◆	0.7	0.8	6.7
1407	512	26	Inonu University	HE	TUR	WE	1,628	9.0	36.3	◆	0.7	0.7	9.6
1408	70	9	St. Petersburg State Polytechnic University	HE	RUS	EE	1,627	40.8	22.9	◆	0.5	0.9	4.6
1409	34	12	University of Tabriz	HE	IRN	ME	1,626	21.0	26.1	◆	0.8	0.7	6.8
1410	40	34	Prince of Wales Hospital	HL	AUS	OC	1,626	24.0	65.3	▲	1.4	0.8	23.2
1411	326	283	University of Texas, El Paso	HE	USA	NA	1,623	25.9	41.3	◆	0.9	0.6	10.0
1412	513	61	Universidad de Almeria	HE	ESP	WE	1,623	30.9	48.2	◆	1.0	0.7	12.7
1413	514	65	Ecole Superieure d'Electricite	HE	FRA	WE	1,623	37.0	30.6	◆	0.9	0.9	4.1
1414	35	13	Shahid Beheshti University	HE	IRN	ME	1,622	14.6	25.0	◆	0.8	0.8	8.8
1415	370	135	Shenyang National Laboratory for Materials Science	GO	CHN	AS	1,622	33.5	75.9	▲	1.7	1.0	17.9
1416	327	284	Stevens Institute of Technology	HE	USA	NA	1,620	23.2	36.5	▲	1.3	0.8	10.1
1417	371	136	Wuhan University of Science and Technology	HE	CHN	AS	1,620	12.8	15.6	◆	0.4	0.8	1.8
1418	515	66	Centre Hospitalier Universitaire de Rennes	HL	FRA	WE	1,620	22.0	47.1	●	1.8	0.8	20.4
1419	372	41	Jeju National University	HE	KOR	AS	1,617	22.1	40.7	◆	0.9	0.7	8.3
1420	328	285	Rhode Island Hospital	HL	USA	NA	1,617	15.9	74.7	●	2.0	0.8	29.6
1421	373	27	University of Hyderabad	HE	IND	AS	1,616	28.5	53.7	▲	1.1	0.8	15.6
1422	71	23	University of Gdansk	HE	POL	EE	1,612	37.2	44.5	◆	0.9	0.8	12.0
1423	516	80	Bayer AG	PR	DEU	WE	1,611	47.8	60.8	●	2.0	0.8	27.1

WR/RR/CR World/Region/Country Rank

AF Africa AS Asia EE Eastern Europe LA Latin America ME Middle East NA Northern America OC Oceania WE Western Europe

GO Government HE Higher Education HL Health PR Private OT Others

WR	RR	CR	Organization	Sector	Country	Region	Output	IC(%)	Q1(%)	NI	Spe	Exc	
1424	374	6	Multimedia University	HE	MYS	AS	1,611	22.5	22.2	◆	0.8	0.8	4.2
1425	375	137	Hangzhou Dianzi University	HE	CHN	AS	1,611	8.9	8.3	◆	0.5	0.9	1.4
1426	376	28	University of Mumbai	HE	IND	AS	1,607	9.5	41.6	◆	0.8	0.9	8.8
1427	517	60	Istituto Giannina Gaslini Ospedale Pediatrico IRCCS	HL	ITA	WE	1,607	29.7	69.8	▲	1.4	0.9	25.5
1428	518	62	Complejo Hospitalario Universitario de Santiago	HL	ESP	WE	1,605	15.9	39.9	▲	1.1	0.8	15.4
1429	329	286	University of South Alabama	HE	USA	NA	1,604	20.4	54.1	▲	1.0	0.7	16.8
1430	519	94	St Georges Hospital Lincoln	HL	GBR	WE	1,603	35.5	72.0	●	1.9	0.8	33.8
1431	377	138	Guilin University of Electronic Technology	HE	CHN	AS	1,602	5.7	14.2	◆	0.5	0.9	1.6
1432	520	81	Geoforschungszentrum Potsdam	GO	DEU	WE	1,596	66.8	68.7	▲	1.5	0.9	21.0
1433	378	29	Defence Research and Development Organisation	GO	IND	AS	1,595	8.8	46.9	◆	0.8	0.8	9.3
1434	41	35	National ICT Australia	GO	AUS	OC	1,593	40.9	23.2	▲	1.6	0.9	7.4
1435	53	6	Universidad Nacional de Mar del Plata	HE	ARG	LA	1,590	38.9	50.8	◆	0.9	0.8	8.9
1436	330	287	DuPont	PR	USA	NA	1,587	26.4	60.0	▲	1.6	0.8	22.4
1437	521	27	Eskisehir Osmangazi University	HE	TUR	WE	1,585	11.0	34.1	◆	0.9	0.7	8.1
1438	522	67	Universite d'Angers	HE	FRA	WE	1,584	37.6	47.0	▲	1.0	0.8	13.6
1439	523	28	Pamukkale University	HE	TUR	WE	1,582	11.3	36.5	◆	0.8	0.6	7.7
1440	331	288	Bristol-Myers Squibb Company	PR	USA	NA	1,581	25.1	76.6	●	2.6	0.9	36.9
1441	524	95	Wellcome Trust Sanger Institute	HL	GBR	WE	1,581	66.5	90.7	●	4.0	0.9	49.7
1442	525	68	Ecole Superieure de Physique et de Chimie Industrielles de la Ville de Paris	HE	FRA	WE	1,577	45.2	72.0	▲	1.6	0.8	19.7
1443	332	44	Centre Hospitalier de l'Universite de Montreal	HL	CAN	NA	1,574	41.9	74.1	●	2.1	0.8	31.8
1444	333	289	University of Southern Mississippi	HE	USA	NA	1,571	16.6	55.8	▲	1.1	0.7	16.2
1445	54	32	Universidade Estadual de Londrina	HE	BRA	LA	1,569	14.2	24.5	◆	0.6	0.8	6.3
1446	379	110	Institute for Molecular Science	GO	JPN	AS	1,569	31.4	66.2	▲	1.1	0.9	20.3
1447	72	3	Vilnius Gediminas Technical University	HE	LTU	EE	1,567	11.6	15.0	▲	1.7	0.9	5.0
1448	380	33	Chung-Ho Memorial Hospital	HL	TWN	AS	1,565	11.2	50.5	◆	0.9	0.8	9.2
1449	526	12	Allgemeines Krankenhaus Wien	HL	AUT	WE	1,565	39.0	68.1	▲	1.7	0.8	31.0
1450	381	34	Mackay Memorial Hospital	HL	TWN	AS	1,564	9.5	48.2	◆	0.7	0.9	10.4
1451	527	29	Gaziantep University	HE	TUR	WE	1,563	10.3	35.0	◆	0.7	0.7	5.4
1452	382	30	Christian Medical College, Vellore	HL	IND	AS	1,562	19.7	41.7	◆	0.7	0.9	6.7
1453	528	82	European Atomic Energy Community Germany	GO	DEU	WE	1,562	63.0	71.3	▲	1.7	1.0	15.0
1454	529	69	Office National d'Etudes et de Recherches Aerospatiales Chatillon	GO	FRA	WE	1,560	26.4	39.4	▲	1.3	0.9	6.8
1455	530	61	Azienda Ospedaliera di Verona	HL	ITA	WE	1,558	19.9	50.6	▲	1.2	0.9	20.0
1456	531	70	Universite Montpellier I	HE	FRA	WE	1,557	42.5	75.0	▲	1.3	0.7	24.3
1457	532	71	Centre Hospitalier Universitaire de Nice	HL	FRA	WE	1,556	21.3	46.8	▲	1.4	0.8	19.9
1458	533	14	University Hospital Antwerp	HL	BEL	WE	1,554	36.7	57.7	▲	1.7	0.8	21.6
1459	73	1	Yerevan State University	HE	ARM	EE	1,552	60.1	37.5	▲	1.1	0.9	13.6
1460	383	139	Hebei University of Engineering	HE	CHN	AS	1,550	0.9	2.6	◆	0.4	0.9	0.4
1461	384	140	Qufu Normal University	HE	CHN	AS	1,549	12.9	23.5	◆	0.7	0.9	4.8
1462	385	141	Chinese Academy of Forestry	GO	CHN	AS	1,549	15.8	11.8	◆	0.3	0.9	2.3
1463	534	13	Veterinarmedizinische Universitat Wien	HE	AUT	WE	1,548	53.9	55.2	▲	1.1	0.9	14.0
1464	535	19	Universite de Fribourg	HE	CHE	WE	1,547	58.4	65.0	▲	1.5	0.7	20.5
1465	536	96	University of Brighton	HE	GBR	WE	1,546	30.7	53.0	▲	1.4	0.7	13.5
1466	537	14	Universitat Salzburg	HE	AUT	WE	1,546	53.4	49.0	▲	1.2	0.7	15.3
1467	55	7	Universidad Nacional de Rosario	HE	ARG	LA	1,544	43.9	54.6	◆	0.8	0.7	12.8
1468	386	111	Kanagawa University	HE	JPN	AS	1,543	26.1	43.6	▲	1.0	0.8	12.0
1469	334	45	British Columbia Cancer Agency	HL	CAN	NA	1,543	45.9	80.0	●	2.5	0.9	39.5
1470	74	8	University General Hospital	HL	CZE	EE	1,542	11.0	14.2	◆	0.6	0.9	5.0
1471	56	8	Universidad Nacional del Sur	HE	ARG	LA	1,541	31.1	44.6	◆	0.7	0.7	8.7
1472	387	112	Hyogo College of Medicine	HE	JPN	AS	1,541	10.3	49.0	◆	0.9	0.8	15.3
1473	388	142	Nanjing University of Information Science and Technology	HE	CHN	AS	1,535	15.3	16.1	◆	0.5	0.8	1.8
1474	335	290	RAND Corporation	OT	USA	NA	1,534	9.5	81.0	●	2.2	0.9	25.1
1475	538	62	Scuola Normale Superiore Pisa	HE	ITA	WE	1,533	58.2	61.3	▲	1.3	0.9	15.5
1476	389	143	Northeast Forestry University	HE	CHN	AS	1,532	12.3	13.5	◆	0.4	0.8	2.6
1477	42	36	Murdoch Children's Research Institute	HL	AUS	OC	1,531	32.5	77.0	●	1.8	0.9	28.9
1478	336	291	Florida Institute of Technology	HE	USA	NA	1,526	41.7	37.2	▲	1.1	0.8	8.9

WR/RR/CR World/Region/Country Rank

AF Africa AS Asia EE Eastern Europe LA Latin America ME Middle East NA Northern America OC Oceania WE Western Europe

GO Government HE Higher Education HL Health PR Private OT Others

WR	RR	CR	Organization	Sector	Country	Region	Output	IC(%)	Q1(%)	NI	Spe	Exc	
1479	36	11	Rambam Medical Center	HL	ISR	ME	1,526	24.3	67.6	▲	1.4	0.8	25.2
1480	57	33	Universidade Federal do Para	HE	BRA	LA	1,525	23.9	30.7	◆	0.6	0.7	6.1
1481	390	113	Wakayama Medical University	HE	JPN	AS	1,524	13.0	46.4	◆	0.9	0.9	16.9
1482	391	144	Dalian Medical University	HE	CHN	AS	1,521	13.5	19.5	◆	0.4	0.9	6.3
1483	337	46	Wilfrid Laurier University	HE	CAN	NA	1,519	31.7	50.2	▲	1.1	0.7	11.4
1484	338	292	University of New Orleans	HE	USA	NA	1,518	28.9	56.9	●	1.8	0.7	21.1
1485	75	6	Alexandru Ioan Cuza University	HE	ROU	EE	1,518	41.5	26.7	◆	0.9	0.8	4.7
1486	43	37	The Children's Hospital at Westmead	HL	AUS	OC	1,518	31.8	71.2	▲	1.5	0.9	22.7
1487	539	63	Centro de Investigacion Biomedica en Red de Epidemiologia y Salud Publica	HL	ESP	WE	1,517	38.3	63.6	▲	1.6	0.7	11.9
1488	540	63	Universita degli Studi di Foggia	HE	ITA	WE	1,515	19.3	57.2	▲	1.2	0.8	14.7
1489	392	114	Tokyo Denki University	HE	JPN	AS	1,512	14.0	17.3	◆	0.6	0.8	3.3
1490	541	72	International Agency for Research on Cancer	HL	FRA	WE	1,512	87.0	86.6	●	2.7	0.9	43.0
1491	339	293	Abbott Laboratories United States	PR	USA	NA	1,510	22.9	76.5	●	2.0	0.8	36.7
1492	340	294	Burnham Institute for Medical Research	HL	USA	NA	1,510	45.8	89.0	●	2.0	0.9	44.5
1493	393	115	Shiga University of Medical Science	HE	JPN	AS	1,509	18.4	53.4	▲	1.1	0.8	18.1
1494	341	295	Hospital for Special Surgery	HL	USA	NA	1,509	20.7	60.2	▲	1.7	1.0	27.0
1495	394	145	Guizhou University	HE	CHN	AS	1,507	11.1	16.2	◆	0.6	0.8	3.3
1496	542	30	Yildiz Technical University	HE	TUR	WE	1,502	15.8	35.6	▲	1.0	0.8	7.1
1497	395	146	Hebei Normal University	HE	CHN	AS	1,502	11.7	24.1	◆	0.6	0.8	7.1
1498	58	9	Benemerita Universidad Autonoma de Puebla	HE	MEX	LA	1,501	34.3	35.8	◆	0.6	0.7	7.0
1499	342	296	University of Denver	HE	USA	NA	1,493	19.6	47.8	▲	1.6	0.7	14.0
1500	396	31	University of Mysore	HE	IND	AS	1,493	28.4	22.8	◆	0.5	0.8	5.1
1501	543	83	Max-Delbruck-Centrum fur Molekulare Medizin	GO	DEU	WE	1,493	57.4	86.9	●	2.0	0.9	43.4
1502	37	2	University of Jordan	HE	JOR	ME	1,492	37.1	29.4	◆	0.6	0.6	5.5
1503	397	147	Chongqing University of Post and Telecommunications	HE	CHN	AS	1,488	9.9	9.8	◆	0.5	0.9	3.4
1504	76	3	V.N. Karazin Kharkiv National University	HE	UKR	EE	1,485	39.4	25.0	◆	0.6	0.9	5.7
1505	9	6	University of the Free State	HE	ZAF	AF	1,482	32.5	33.8	◆	0.7	0.8	5.8
1506	544	64	Istituto Europeo di Oncologia	HL	ITA	WE	1,482	39.9	78.5	●	2.4	0.9	33.3
1507	545	31	Trakya University	HE	TUR	WE	1,481	8.0	28.8	◆	0.5	0.7	6.6
1508	546	84	Jacobs University Bremen	HE	DEU	WE	1,478	53.3	60.2	▲	1.5	0.7	21.3
1509	398	35	I-Shou University	HE	TWN	AS	1,478	8.7	45.3	◆	1.0	0.7	8.0
1510	547	73	Centre Hospitalier Universitaire de Grenoble	HL	FRA	WE	1,476	20.9	50.9	▲	1.6	0.9	20.8
1511	59	2	Universidad de los Andes, Venezuela	HE	VEN	LA	1,475	48.3	33.8	◆	0.6	0.7	6.1
1512	548	32	Yuzuncu Yil University	HE	TUR	WE	1,475	8.7	24.2	◆	0.5	0.8	4.8
1513	44	38	University of New England, Armidale	HE	AUS	OC	1,473	32.9	48.3	▲	1.1	0.7	15.2
1514	60	3	Universidad Simon Bolivar, Caracas	HE	VEN	LA	1,473	43.3	27.2	◆	0.6	0.7	5.4
1515	549	97	Central Manchester University Hospitals NHS Foundation Trust	HL	GBR	WE	1,472	28.4	65.6	▲	1.5	0.9	22.1
1516	550	74	France Telecom, S.A.	PR	FRA	WE	1,472	24.3	17.5	▲	1.5	0.9	4.4
1517	399	116	Kansai Medical University	HE	JPN	AS	1,470	12.8	54.2	◆	0.8	0.9	15.5
1518	45	39	Royal Adelaide Hospital	HL	AUS	OC	1,469	29.1	63.4	●	1.8	0.8	21.7
1519	10	2	Obafemi Awolowo University	HE	NGA	AF	1,468	20.0	21.4	◆	0.4	0.7	2.9
1520	551	8	St. Olavs University Hospital	HL	NOR	WE	1,467	31.8	61.5	▲	1.7	0.8	23.7
1521	343	297	Southwest Research Institute	OT	USA	NA	1,466	37.6	59.6	▲	1.3	0.9	17.4
1522	552	17	Linnaeus University	HE	SWE	WE	1,460	38.0	52.3	▲	1.3	0.7	14.0
1523	553	98	University of Glamorgan	HE	GBR	WE	1,460	35.8	33.3	▲	1.2	0.8	10.0
1524	61	10	Instituto Tecnologico y de Estudios Superiores de Monterrey	HE	MEX	LA	1,459	36.0	26.4	◆	0.8	0.8	4.3
1525	77	10	Kazan State University	HE	RUS	EE	1,458	34.8	23.3	◆	0.4	0.8	4.1
1526	344	298	Clarkson University	HE	USA	NA	1,456	30.8	53.4	▲	1.4	0.7	15.7
1527	400	148	Capital University of Medical Sciences	HE	CHN	AS	1,456	13.7	30.0	◆	0.5	0.9	5.4
1528	62	34	Hospital de Clinicas de Porto Alegre	HL	BRA	LA	1,455	24.0	49.9	▲	1.1	0.8	14.6
1529	401	149	China Iron and Steel Research Institute Group	GO	CHN	AS	1,454	5.7	17.5	◆	0.4	1.0	1.7
1530	345	299	NYU Langone Medical Center	HL	USA	NA	1,453	19.0	64.6	▲	1.7	0.9	25.8
1531	346	300	American Museum of Natural History	GO	USA	NA	1,453	48.9	66.7	●	1.9	1.0	21.5
1532	11	1	Universite des Sciences et de la Technologie Houari Boumediene	HE	DZA	AF	1,447	47.6	33.2	◆	0.6	0.8	4.8
1533	554	85	European Molecular Biology Laboratory Heidelberg	GO	DEU	WE	1,447	63.4	92.2	●	2.6	0.9	52.3

WR/RR/CR World/Region/Country Rank

AF Africa AS Asia EE Eastern Europe LA Latin America ME Middle East NA Northern America OC Oceania WE Western Europe

GO Government HE Higher Education HL Health PR Private OT Others

WR	RR	CR	Organization	Sector	Country	Region	Output	IC(%)	Q1(%)	NI	Spe	Exc	
1534	347	47	Providence Health Care	HL	CAN	NA	1,446	31.5	69.3	●	2.2	0.9	27.6
1535	402	150	Wenzhou Medical College	HE	CHN	AS	1,443	20.5	31.9	◆	0.5	0.8	5.9
1536	348	301	National Bureau of Economic Research	GO	USA	NA	1,443	24.2	81.6	●	2.5	1.0	28.6
1537	555	64	Universidad Politecnica de Cartagena	HE	ESP	WE	1,442	24.5	41.7	▲	1.0	0.8	8.0
1538	46	40	Queensland Institute of Medical Research	HL	AUS	OC	1,439	55.3	86.3	●	2.1	0.9	37.2
1539	47	41	St Vincent's Hospital Melbourne	HL	AUS	OC	1,438	28.0	66.8	▲	1.7	0.8	24.3
1540	63	11	Universidad Autonoma de Nuevo Leon	HE	MEX	LA	1,436	33.1	29.8	◆	0.7	0.7	6.3
1541	556	65	Hospital Universitario Central de Asturias	HL	ESP	WE	1,436	16.2	40.9	◆	1.0	0.9	13.1
1542	403	151	Zhejiang Gongshang University	HE	CHN	AS	1,435	8.4	11.2	◆	0.5	0.8	1.7
1543	349	302	Northern Arizona University	HE	USA	NA	1,434	19.7	61.1	▲	1.3	0.8	19.4
1544	48	42	Charles Sturt University	HE	AUS	OC	1,430	28.7	41.5	◆	1.0	0.8	10.6
1545	404	152	Hebei University of Science and Technology	HE	CHN	AS	1,429	4.6	10.9	◆	0.5	0.8	2.5
1546	557	75	Universite de Caen Basse-Normandie	HE	FRA	WE	1,428	34.9	48.3	▲	1.0	0.7	15.8
1547	78	11	Southern Federal University	HE	RUS	EE	1,426	26.7	17.0	◆	0.3	0.9	3.6
1548	79	12	Saratov State University	HE	RUS	EE	1,426	27.1	16.2	◆	0.5	0.9	5.3
1549	405	32	Sanjay Gandhi Postgraduate Institute of Medical Sciences	HE	IND	AS	1,425	9.8	40.8	◆	0.7	0.9	10.5
1550	558	33	Anadolu University	HE	TUR	WE	1,424	17.8	29.7	◆	1.0	0.7	8.7
1551	406	33	Indian Space Research Organization	GO	IND	AS	1,424	14.5	41.3	◆	0.6	1.0	4.1
1552	407	153	China Jiliang University	HE	CHN	AS	1,422	12.7	15.0	◆	0.4	0.8	2.2
1553	49	43	Austin Health	HL	AUS	OC	1,420	27.8	70.7	●	2.0	0.8	26.3
1554	408	36	National Changhua University of Education	HE	TWN	AS	1,415	10.3	41.2	◆	1.0	0.8	6.7
1555	559	86	Technische Universitat Bergakademie Freiberg	HE	DEU	WE	1,406	37.1	42.3	▲	1.0	0.8	10.1
1556	80	13	Moscow Engineering Physics Institute	HE	RUS	EE	1,405	41.7	25.1	◆	1.0	0.9	6.8
1557	409	117	National Institute of Informatics	GO	JPN	AS	1,404	33.1	17.7	▲	1.1	0.9	4.7
1558	350	48	Centre Hospitalier Universitaire Sainte-Justine	HL	CAN	NA	1,403	35.4	64.2	▲	1.5	0.8	22.2
1559	351	303	H. Lee Moffitt Cancer Center and Research Institute	HL	USA	NA	1,402	22.6	77.8	●	2.2	0.9	35.2
1560	410	1	Uzbekistan Academy of Sciences	GO	UZB	AS	1,399	51.0	25.8	◆	0.4	0.9	6.4
1561	560	76	Institut National des Sciences Appliquees de Toulouse	HE	FRA	WE	1,398	40.7	54.1	▲	1.2	0.9	10.3
1562	352	304	Sandia National Laboratories, California	GO	USA	NA	1,397	22.2	66.2	●	2.1	0.9	21.3
1563	12	1	Makerere University	HE	UGA	AF	1,396	78.4	57.0	▲	1.4	0.8	15.7
1564	561	77	Universite de Bretagne Occidentale	HE	FRA	WE	1,395	42.9	57.1	▲	1.2	0.7	18.0
1565	81	1	University of Latvia	HE	LVA	EE	1,394	57.8	38.0	◆	0.8	0.7	7.5
1566	13	7	Rhodes University	HE	ZAF	AF	1,389	38.2	45.0	◆	1.0	0.7	13.5
1567	562	99	Nottingham University Hospitals NHS Trust	HL	GBR	WE	1,387	29.0	72.1	●	1.8	0.8	30.0
1568	82	7	Gheorghe Asachi Technical University of Iasi	HE	ROU	EE	1,385	28.2	17.0	◆	0.9	0.9	5.0
1569	411	154	Fujian Normal University	HE	CHN	AS	1,384	11.3	23.3	◆	0.5	0.8	3.5
1570	563	66	Institut Municipal d'Investigacio Medica	HL	ESP	WE	1,384	48.3	73.7	●	2.1	0.8	31.4
1571	412	155	Shanghai Normal University	HE	CHN	AS	1,384	20.6	35.8	▲	1.0	0.9	8.7
1572	413	156	Air Force Engineering University	HE	CHN	AS	1,383	1.0	5.9	◆	0.4	0.9	0.8
1573	564	78	Electricite de France, S.A.	PR	FRA	WE	1,381	25.9	35.4	▲	1.0	0.8	7.1
1574	353	305	Naval Postgraduate School	HE	USA	NA	1,379	23.4	39.3	▲	1.2	0.8	7.9
1575	354	306	Broad Institute of MIT and Harvard	GO	USA	NA	1,377	49.2	94.1	●	5.7	0.9	59.6
1576	565	79	Universite de Cergy-Pontoise	HE	FRA	WE	1,376	57.6	57.9	▲	1.1	0.8	16.6
1577	355	49	University of Lethbridge	HE	CAN	NA	1,375	40.4	50.0	▲	1.1	0.7	15.0
1578	414	42	Korea University Medical Center	HL	KOR	AS	1,373	12.2	57.6	◆	0.9	0.8	12.8
1579	356	307	DePaul University	HE	USA	NA	1,372	15.5	36.6	▲	1.1	0.8	8.7
1580	415	157	Microsoft Research Asia	PR	CHN	AS	1,372	43.4	31.1	●	2.2	1.0	11.7
1581	38	6	Assiut University	HE	EGY	ME	1,368	42.1	42.3	◆	0.8	0.7	8.3
1582	566	87	Robert Koch Institut	GO	DEU	WE	1,366	34.9	59.1	▲	1.7	0.9	28.9
1583	357	308	SRI International	OT	USA	NA	1,364	26.3	50.2	●	2.2	0.8	17.5
1584	567	65	Scuola Superiore S. Anna di Studi Universitari e di Perfezionamento	HE	ITA	WE	1,363	39.8	41.0	▲	1.6	0.8	11.2
1585	416	118	National Institute for Fusion Science	GO	JPN	AS	1,363	33.2	64.6	▲	1.1	1.0	7.7
1586	64	9	Universidad Nacional del Litoral	HE	ARG	LA	1,362	35.6	57.9	◆	0.9	0.8	9.5
1587	65	35	Universidade Federal de Campina Grande	HE	BRA	LA	1,362	15.4	18.5	◆	0.7	0.8	3.0
1588	50	44	Royal Brisbane and Women's Hospital	HL	AUS	OC	1,361	29.9	70.0	●	1.8	0.8	24.5
1589	568	100	The Royal Liverpool and Broadgreen University Hospitals NHS Trust	HL	GBR	WE	1,361	22.2	59.1	▲	1.3	0.9	15.6

WR/RR/CR World/Region/Country Rank

AF Africa AS Asia EE Eastern Europe LA Latin America ME Middle East NA Northern America OC Oceania WE Western Europe

GO Government HE Higher Education HL Health PR Private OT Others

WR	RR	CR	Organization	Sector	Country	Region	Output	IC(%)	Q1(%)	NI	Spe	Exc	
1590	569	66	Universita degli Studi Magna Graecia di Catanzaro	HE	ITA	WE	1,360	22.9	64.1	▲	1.3	0.8	23.2
1591	358	309	Louisiana State University, Health Sciences Center	HE	USA	NA	1,358	16.1	67.5	▲	1.4	0.8	27.9
1592	570	34	Adnan Menderes University	HE	TUR	WE	1,357	24.6	28.7	◆	0.6	0.7	6.0
1593	417	34	Jawaharlal Nehru University	HE	IND	AS	1,357	23.5	53.1	◆	0.7	0.7	10.1
1594	418	158	Liaoning Technical University	HE	CHN	AS	1,355	1.3	1.8	◆	0.2	1.0	0.7
1595	571	101	Royal Veterinary College, University of London	HE	GBR	WE	1,355	39.6	71.4	▲	1.4	1.0	18.9
1596	14	8	South African Medical Research Council	HL	ZAF	AF	1,353	56.4	74.9	●	1.8	0.8	25.9
1597	66	10	Instituto Nacional de Tecnologia Agropecuaria	GO	ARG	LA	1,352	40.7	45.3	◆	0.8	0.9	7.6
1598	572	21	Centrum Wiskunde & Informatica	GO	NLD	WE	1,352	52.1	31.8	●	1.9	0.9	8.7
1599	67	1	Universidad de La Habana	HE	CUB	LA	1,350	64.7	38.8	◆	0.6	0.9	5.9
1600	573	67	Istituti Fisioterapici Ospitalieri IRCCS	HL	ITA	WE	1,349	34.6	70.1	▲	1.4	0.9	25.7
1601	574	68	Universita degli Studi della Basilicata	HE	ITA	WE	1,348	36.6	54.0	◆	1.0	0.8	12.7
1602	575	102	Chelsea and Westminster Hospital NHS Foundation Trust	HL	GBR	WE	1,348	23.4	61.2	▲	1.6	0.9	21.4
1603	576	80	Universite Paris-Est Creteil	HE	FRA	WE	1,347	41.5	56.7	▲	1.7	0.7	20.0
1604	359	310	Texas A&M University, Health Science Center	HE	USA	NA	1,347	20.9	68.4	▲	1.4	0.8	28.9
1605	419	7	King Mongkut's University of Technology Thonburi	HE	THA	AS	1,344	26.9	37.1	▲	1.3	0.8	8.8
1606	577	81	Universite Lille 2 Droit et Sante	HE	FRA	WE	1,343	31.7	57.5	▲	1.6	0.8	23.6
1607	578	67	Hospital Universitario Marques de Valdecilla	HL	ESP	WE	1,343	13.1	51.8	▲	1.1	0.9	13.9
1608	579	82	Centre Hopsitalier Universitaire Dijon	HL	FRA	WE	1,342	18.7	46.7	▲	1.2	0.8	17.3
1609	420	8	Chulabhorn Research Institute	GO	THA	AS	1,339	35.3	54.5	◆	0.8	0.8	16.1
1610	580	68	Universidad de Leon, Spain	HE	ESP	WE	1,338	34.2	52.7	◆	1.0	0.8	12.4
1611	421	159	Renmin Hospital of Wuhan University	HL	CHN	AS	1,338	6.8	23.5	◆	0.4	0.9	5.4
1612	581	103	The Nottingham Trent University	HE	GBR	WE	1,337	26.4	45.3	▲	1.1	0.7	13.6
1613	422	43	Hallym University	HE	KOR	AS	1,336	16.4	49.3	◆	0.7	0.8	14.2
1614	423	35	University of Pune	HE	IND	AS	1,335	23.3	51.6	◆	0.9	0.7	11.4
1615	360	311	Texas Children's Hospital	HL	USA	NA	1,335	19.6	72.1	●	1.9	0.9	26.7
1616	424	160	Harbin University of Science and Technology	HE	CHN	AS	1,335	4.9	9.4	◆	0.3	0.9	0.8
1617	68	36	Petrobras	PR	BRA	LA	1,334	23.3	22.4	◆	0.6	0.9	3.7
1618	582	83	Centre Hospitalier Universitaire d'Angers	HL	FRA	WE	1,332	18.2	45.2	▲	1.3	0.8	17.3
1619	361	312	Salk Institute for Biological Studies	HL	USA	NA	1,332	43.8	92.9	●	2.6	0.9	58.8
1620	362	313	Illinois State University	HE	USA	NA	1,331	15.0	42.2	◆	1.0	0.7	10.1
1621	83	3	Vinca Institute of Nuclear Sciences	GO	SRB	EE	1,331	39.1	45.3	◆	0.9	0.8	6.4
1622	363	314	San Francisco State University	HE	USA	NA	1,326	31.5	59.1	▲	1.5	0.7	20.1
1623	583	84	Universite de Technologie de Compiegne	HE	FRA	WE	1,324	31.6	39.0	▲	1.0	0.9	7.9
1624	584	8	Bispebjerg Hospital	HL	DNK	WE	1,324	31.1	65.9	●	1.9	0.9	26.3
1625	425	36	Manipal University	HE	IND	AS	1,323	15.0	24.5	◆	0.5	0.8	4.1
1626	585	11	Attikon Athens University Hospital	HL	GRC	WE	1,322	24.3	63.7	▲	1.1	0.9	17.3
1627	586	35	Mersin University	HE	TUR	WE	1,320	13.9	34.8	◆	0.7	0.7	9.8
1628	587	69	Hospital Universitario de La Princesa	HL	ESP	WE	1,320	14.4	47.7	▲	1.3	0.9	20.6
1629	84	3	University Hospital Centre Zagreb	HL	HRV	EE	1,320	16.6	37.3	◆	0.6	0.9	5.8
1630	51	45	Princess Alexandra Hospital	HL	AUS	OC	1,318	25.3	65.7	▲	1.7	0.8	25.3
1631	588	36	Bogazici University	HE	TUR	WE	1,315	32.8	44.8	▲	1.1	0.7	8.4
1632	69	4	Universidad de Santiago de Chile	HE	CHL	LA	1,315	52.9	45.9	◆	0.9	0.7	9.9
1633	589	69	Universita degli Studi Ca Foscari di Venezia	HE	ITA	WE	1,314	33.5	55.6	▲	1.0	0.7	13.6
1634	426	44	Dongguk University	HE	KOR	AS	1,313	20.6	40.6	◆	0.7	0.7	9.4
1635	427	9	Siriraj Hospital	HL	THA	AS	1,313	29.7	38.0	◆	0.9	0.9	11.3
1636	428	119	Hyogo University	HE	JPN	AS	1,311	10.2	41.2	◆	0.7	0.8	8.5
1637	70	5	Universidad Austral de Chile	HE	CHL	LA	1,310	47.8	39.2	◆	0.7	0.8	9.3
1638	364	315	New York State Department of Health	HL	USA	NA	1,309	28.0	80.3	●	2.0	0.8	38.5
1639	429	37	Tunghai University	HE	TWN	AS	1,306	16.6	38.4	◆	0.8	0.7	6.5
1640	71	3	Universidad de los Andes, Colombia	HE	COL	LA	1,306	58.1	40.1	◆	0.9	0.7	8.5
1641	85	14	N.I. Lobachevsky State University of Nizhni Novgorod	HE	RUS	EE	1,304	27.0	18.6	◆	0.3	0.9	2.8
1642	430	161	Hubei University	HE	CHN	AS	1,303	24.1	37.3	◆	0.7	0.8	7.5
1643	590	70	Fondazione Salvatore Maugeri IRCCS	HL	ITA	WE	1,303	27.2	57.3	▲	1.6	0.9	23.9
1644	365	316	National Jewish Health	HL	USA	NA	1,300	20.4	82.2	●	2.0	0.9	40.2
1645	366	317	Loma Linda University	HE	USA	NA	1,299	22.6	65.6	▲	1.4	0.8	25.0

WR/RR/CR World/Region/Country Rank

AF Africa AS Asia EE Eastern Europe LA Latin America ME Middle East NA Northern America OC Oceania WE Western Europe

GO Government HE Higher Education HL Health PR Private OT Others

WR	RR	CR	Organization	Sector	Country	Region	Output	IC(%)	Q1(%)	NI	Spe	Exc	
1646	431	162	Henan Polytechnic University	HE	CHN	AS	1,299	3.5	11.9	◆	0.6	0.9	2.4
1647	72	37	Universidade Federal do Espirito Santo	HE	BRA	LA	1,298	21.8	26.5	◆	0.6	0.7	5.4
1648	591	9	Norwegian Institute of Public Health	HL	NOR	WE	1,298	42.9	75.7	●	1.8	0.8	26.7
1649	367	318	Polytechnic Institute of New York University	HE	USA	NA	1,297	33.9	44.1	▲	1.7	0.9	14.5
1650	86	9	Mendel University in Brno	HE	CZE	EE	1,297	14.2	20.0	◆	0.6	0.9	7.4
1651	368	319	Villanova University	HE	USA	NA	1,296	19.1	41.0	▲	1.2	0.8	9.1
1652	87	8	Technical University of Cluj-Napoca	HE	ROU	EE	1,294	26.0	9.9	◆	0.9	0.8	2.0
1653	369	50	Hamilton Health Sciences	HL	CAN	NA	1,293	36.9	63.7	●	3.3	0.8	29.6
1654	52	46	Royal North Shore Hospital	HL	AUS	OC	1,293	26.8	66.8	▲	1.6	0.8	25.6
1655	39	12	Soroka University Medical Center	HL	ISR	ME	1,293	25.5	61.4	▲	1.2	0.8	17.9
1656	370	320	Texas State University, San Marcos	HE	USA	NA	1,292	18.0	38.2	◆	0.9	0.7	7.6
1657	432	163	Shenyang Jianzhu University	HE	CHN	AS	1,292	5.8	2.9	◆	0.2	0.9	0.5
1658	433	45	Kookmin University	HE	KOR	AS	1,291	17.3	37.9	◆	0.9	0.8	7.1
1659	434	164	China Institute of Atomic Energy	GO	CHN	AS	1,290	21.6	20.2	◆	0.4	1.0	5.4
1660	592	104	University of Central Lancashire	HE	GBR	WE	1,289	34.9	55.3	▲	1.1	0.8	15.4
1661	435	165	Huaqiao University	HE	CHN	AS	1,288	9.7	23.3	◆	0.6	0.8	4.9
1662	593	88	Stiftung Tierärztliche Hochschule Hannover	HE	DEU	WE	1,288	29.0	49.0	◆	0.9	0.9	11.4
1663	371	321	Cleveland State University	HE	USA	NA	1,286	19.8	43.5	◆	1.0	0.7	10.7
1664	594	105	Sheffield Hallam University	HE	GBR	WE	1,286	29.9	48.2	▲	1.1	0.8	10.6
1665	436	10	King Mongkut's Institute of Technology Ladkrabang	HE	THA	AS	1,285	22.9	15.0	▲	1.1	0.8	3.8
1666	437	120	Utsunomiya University	HE	JPN	AS	1,284	20.6	36.8	◆	0.8	0.8	8.1
1667	438	121	Kawasaki Medical School	HE	JPN	AS	1,283	10.9	47.5	◆	1.0	0.9	15.0
1668	372	322	Institute for Advanced Study	HE	USA	NA	1,282	45.9	60.9	●	2.6	0.9	30.9
1669	439	122	Meijo University	HE	JPN	AS	1,281	20.0	45.5	◆	0.9	0.7	11.9
1670	15	9	University of the Western Cape	HE	ZAF	AF	1,279	48.0	43.2	◆	1.0	0.7	9.0
1671	73	12	Universidad Autonoma del Estado de Morelos	HE	MEX	LA	1,279	32.9	46.1	◆	0.8	0.7	9.6
1672	440	37	University of Rajasthan	HE	IND	AS	1,279	14.8	18.1	◆	0.6	0.8	5.4
1673	373	323	The Methodist Hospital	HL	USA	NA	1,279	24.9	73.0	●	2.3	0.9	27.6
1674	374	324	University of Nebraska, Omaha	HE	USA	NA	1,278	29.2	45.7	▲	1.3	0.7	14.7
1675	16	3	Universite de Tunis El Manar	HE	TUN	AF	1,278	49.3	37.3	◆	0.6	0.8	4.5
1676	441	123	Meiji University	HE	JPN	AS	1,277	12.4	29.8	◆	0.7	0.8	5.3
1677	595	89	Universitat Mannheim	HE	DEU	WE	1,277	34.7	39.8	▲	1.7	0.8	12.1
1678	442	166	Northwest A and F University	HE	CHN	AS	1,275	18.5	22.4	◆	0.5	0.9	3.1
1679	596	85	Centre Hospitalier Universitaire de Clermont-Ferrand	HL	FRA	WE	1,274	15.8	39.4	▲	1.1	0.8	14.2
1680	88	4	University of Nis	HE	SRB	EE	1,269	31.0	25.8	◆	0.9	0.8	3.7
1681	89	9	Politehnica University of Timisoara	HE	ROU	EE	1,269	28.2	13.0	◆	0.9	0.9	3.8
1682	597	86	Centre Hospitalier Regional et Universitaire de Besancon	HL	FRA	WE	1,269	18.1	45.6	▲	1.6	0.9	19.7
1683	598	7	Royal College of Surgeons	HE	IRL	WE	1,268	44.9	69.8	●	1.8	0.8	26.6
1684	443	38	Taichung Veterans General Hospital	HL	TWN	AS	1,268	9.5	56.2	◆	0.9	0.8	15.0
1685	444	124	National Institute of Health Sciences	HL	JPN	AS	1,268	14.8	56.4	◆	0.9	0.9	18.5
1686	40	14	Institut for Research in Fundamental Sciences	GO	IRN	ME	1,268	22.9	35.9	◆	0.8	0.9	8.0
1687	17	1	Universite de Yaounde I	HE	CMR	AF	1,265	67.4	39.8	◆	0.7	0.8	7.5
1688	53	7	Auckland University of Technology	HE	NZL	OC	1,265	44.4	39.6	▲	1.1	0.8	9.9
1689	445	46	Seoul National University Bundang Hospital	HL	KOR	AS	1,264	10.0	62.9	▲	1.1	0.9	13.1
1690	375	325	San Jose State University	HE	USA	NA	1,263	19.9	34.4	▲	1.0	0.7	8.6
1691	599	37	Afyon Kocatepe University	HE	TUR	WE	1,263	5.6	29.0	◆	0.6	0.7	4.0
1692	446	47	Soon Chun Hyang University	HE	KOR	AS	1,262	13.5	40.4	◆	0.9	0.8	10.1
1693	74	13	Universidad de Guanajuato	HE	MEX	LA	1,260	43.8	36.5	◆	0.7	0.7	5.3
1694	600	87	Centre Hospitalier Universitaire de Nancy	HL	FRA	WE	1,260	18.7	42.1	▲	1.6	0.9	18.6
1695	601	71	Ospedale Pediatrico Bambino Gesù IRCCS	HL	ITA	WE	1,258	29.8	70.1	▲	1.4	0.9	22.7
1696	602	88	Ecole Nationale Supérieure des Mines de Paris	HE	FRA	WE	1,257	38.4	52.0	▲	1.5	0.8	11.6
1697	54	47	Australian Nuclear Science & Technology Organisation	GO	AUS	OC	1,255	49.8	66.7	▲	1.2	0.8	13.8
1698	603	89	Ecole Normale Supérieure de Cachan	HE	FRA	WE	1,252	43.7	45.0	▲	1.7	0.8	15.4
1699	55	48	Peter MacCallum Cancer Centre	HL	AUS	OC	1,250	38.2	73.4	●	2.0	0.9	35.7
1700	447	38	Indian Veterinary Research Institute	HE	IND	AS	1,250	7.4	20.8	◆	0.4	0.9	3.6
1701	604	38	Kirikkale University	HE	TUR	WE	1,249	8.0	35.4	◆	0.8	0.7	9.2
1702	448	39	Saha Institute of Nuclear Physics	GO	IND	AS	1,249	29.5	54.0	◆	0.8	0.9	9.3

WR/RR/CR World/Region/Country Rank

AF Africa AS Asia EE Eastern Europe LA Latin America ME Middle East NA Northern America OC Oceania WE Western Europe

GO Government HE Higher Education HL Health PR Private OT Others

WR	RR	CR	Organization	Sector	Country	Region	Output	IC(%)	Q1(%)	NI	Spe	Exc	
1703	90	24	West Pomeranian University of Technology	HE	POL	EE	1,247	26.9	35.6	◆	0.8	0.9	6.1
1704	376	326	City University of New York, Hunter College	HE	USA	NA	1,245	19.8	60.6	▲	1.2	0.7	21.1
1705	41	13	Rabin Medical Center	HL	ISR	ME	1,244	18.7	70.8	▲	1.1	0.8	21.2
1706	449	48	Korea Basic Science Institute	GO	KOR	AS	1,242	26.0	61.9	▲	1.1	0.8	13.7
1707	450	167	Chinese Academy of Agricultural Sciences	GO	CHN	AS	1,242	24.3	39.6	◆	0.8	0.9	9.3
1708	451	49	Kwangwoon University	HE	KOR	AS	1,241	14.5	34.7	◆	0.9	0.8	5.6
1709	56	49	Edith Cowan University	HE	AUS	OC	1,240	37.1	39.5	▲	1.0	0.7	14.0
1710	91	25	University of Warmia and Mazury	HE	POL	EE	1,240	17.3	20.1	◆	0.6	0.8	4.3
1711	452	168	Qingdao University	HE	CHN	AS	1,239	17.2	23.0	◆	0.8	0.7	5.7
1712	453	169	Wenzhou University	HE	CHN	AS	1,239	7.8	24.8	◆	0.7	0.8	5.3
1713	57	8	AgResearch Ltd.	GO	NZL	OC	1,239	40.3	56.0	▲	1.2	0.9	20.1
1714	42	7	Suez Canal University	HE	EGY	ME	1,238	49.3	34.7	◆	0.8	0.7	9.1
1715	454	125	Iwate Medical University	HE	JPN	AS	1,238	11.6	46.5	◆	0.9	0.8	13.9
1716	377	327	RTI International	GO	USA	NA	1,237	17.3	72.0	●	2.2	0.8	22.9
1717	43	3	King Faisal Specialist Hospital and Research Centre	HL	SAU	ME	1,236	37.2	44.7	◆	0.9	0.8	13.6
1718	605	72	Fondazione Santa Lucia IRCCS	HL	ITA	WE	1,236	36.9	77.2	▲	1.4	0.9	32.2
1719	378	328	Raytheon Company	PR	USA	NA	1,234	15.9	31.5	▲	1.1	0.9	7.9
1720	606	70	Complejo Hospitalario Regional Reina Sofia	HL	ESP	WE	1,233	19.1	48.3	▲	1.2	0.9	18.7
1721	379	329	National High Magnetic Field Laboratory	GO	USA	NA	1,233	47.6	71.1	●	1.8	0.9	23.7
1722	380	330	Children's National Medical Center	HL	USA	NA	1,231	20.2	71.8	▲	1.5	0.8	26.3
1723	455	170	China Three Gorges University	HE	CHN	AS	1,230	9.0	11.0	◆	0.5	0.8	2.7
1724	456	126	Tokyo University of Marine Science and Technology	HE	JPN	AS	1,230	25.9	34.5	◆	0.7	0.8	9.4
1725	607	13	Turku University Hospital	HL	FIN	WE	1,230	33.2	71.5	▲	1.7	0.8	26.3
1726	608	106	Glasgow Caledonian University	HE	GBR	WE	1,229	25.8	45.2	▲	1.1	0.8	9.9
1727	75	14	Instituto Mexicano del Petroleo	GO	MEX	LA	1,229	21.8	54.4	◆	0.9	0.9	10.7
1728	381	331	Children's Memorial Hospital	HL	USA	NA	1,226	18.4	69.3	▲	1.6	0.8	25.4
1729	457	127	Fukushima Medical University	HE	JPN	AS	1,225	17.4	50.2	◆	0.9	0.8	17.5
1730	609	90	Centre Hospitalier Universitaire de Amiens-Picardie	HL	FRA	WE	1,224	13.5	37.8	▲	1.1	0.9	12.3
1731	458	128	Sophia University	HE	JPN	AS	1,223	23.2	38.3	◆	0.7	0.8	7.0
1732	76	38	Instituto de Pesquisas Energeticas e Nucleares	GO	BRA	LA	1,220	19.8	36.3	◆	0.7	0.9	6.9
1733	610	39	Harran University	HE	TUR	WE	1,219	11.3	30.8	◆	0.7	0.7	8.8
1734	382	332	University of Minnesota, Duluth	HE	USA	NA	1,218	26.7	56.0	▲	1.4	0.7	17.7
1735	611	18	AstraZeneca R&D	PR	SWE	WE	1,218	58.9	80.4	●	2.4	0.8	34.5
1736	612	71	Fundacion Jimenez Diaz	HL	ESP	WE	1,218	25.1	50.3	▲	1.1	0.9	18.1
1737	18	10	University of Johannesburg	HE	ZAF	AF	1,217	34.0	34.2	◆	0.8	0.7	7.4
1738	459	171	Hunan University of Science and Technology	HE	CHN	AS	1,216	5.5	16.9	◆	0.5	0.8	2.7
1739	460	39	National Chiayi University	HE	TWN	AS	1,214	14.2	47.5	◆	0.7	0.8	7.8
1740	613	72	Complejo Asistencial de Salamanca	HL	ESP	WE	1,214	17.1	49.0	▲	1.2	0.9	19.1
1741	461	172	Shandong Agricultural University	HE	CHN	AS	1,213	8.5	24.7	◆	0.6	0.8	5.8
1742	77	39	Universidade Estadual do Norte Fluminense Darcy Ribeiro	HE	BRA	LA	1,212	12.6	26.8	◆	0.6	0.8	4.7
1743	462	173	The General Hospital of The Air Force PLA	HL	CHN	AS	1,212	10.2	17.5	◆	0.3	0.9	4.4
1744	463	129	National Defense Medical College	HE	JPN	AS	1,211	12.6	54.9	◆	0.8	0.8	16.7
1745	383	51	Lakehead University	HE	CAN	NA	1,210	28.9	45.1	▲	1.2	0.7	11.5
1746	614	12	Aegean University	HE	GRC	WE	1,210	32.3	34.6	◆	1.0	0.8	6.1
1747	19	11	North-West University, Noordwes-Universiteit	HE	ZAF	AF	1,209	41.1	40.0	◆	0.9	0.7	11.8
1748	44	8	Al-Azhar University	HE	EGY	ME	1,208	31.4	30.3	◆	0.7	0.7	6.9
1749	464	174	North University of China	HE	CHN	AS	1,206	4.2	12.4	◆	0.3	0.9	1.2
1750	465	130	Osaka Medical College	HE	JPN	AS	1,204	10.6	48.2	◆	0.8	0.8	13.8
1751	466	40	National Chengchi University	HE	TWN	AS	1,204	22.1	33.3	◆	0.8	0.9	4.3
1752	384	333	Albany Medical Center	HL	USA	NA	1,200	19.5	70.2	▲	1.7	0.9	31.3
1753	78	4	Universidad del Zulia	HE	VEN	LA	1,198	30.8	19.4	◆	0.4	0.8	4.7
1754	467	4	University of Agriculture, Faisalabad	HE	PAK	AS	1,197	23.7	19.2	◆	0.9	0.9	8.8
1755	92	26	Pomeranian Medical University	HE	POL	EE	1,196	19.8	31.2	◆	0.6	0.9	11.5
1756	45	15	Isfahan University	HE	IRN	ME	1,195	20.4	25.5	◆	0.7	0.8	7.5
1757	46	16	Islamic Azad University, Science and Research Branch, Tehran	HE	IRN	ME	1,194	9.1	14.2	◆	0.7	0.8	3.4
1758	615	10	Universidade de Tras-os-Montes e Alto Douro	HE	PRT	WE	1,192	38.2	42.7	▲	1.1	0.7	11.4

WR/RR/CR World/Region/Country Rank

AF Africa AS Asia EE Eastern Europe LA Latin America ME Middle East NA Northern America OC Oceania WE Western Europe

GO Government HE Higher Education HL Health PR Private OT Others

WR	RR	CR	Organization	Sector	Country	Region	Output	IC(%)	Q1(%)	NI	Spe	Exc	
1759	385	334	American University	HE	USA	NA	1,190	14.9	50.2	▲	1.1	0.8	9.2
1760	616	91	Institut Francais du Petrole	GO	FRA	WE	1,190	24.8	56.3	▲	1.3	0.9	12.4
1761	468	131	Aoyama Gakuin University	HE	JPN	AS	1,188	20.4	39.3	◆	0.8	0.8	6.2
1762	469	40	Cochin University of Science and Technology	HE	IND	AS	1,187	17.2	37.9	◆	0.7	0.8	6.7
1763	386	335	Nokia Research Center	PR	USA	NA	1,184	58.8	18.8	▲	1.7	0.9	5.0
1764	47	4	King Abdulaziz University	HE	SAU	ME	1,183	43.9	26.8	◆	0.8	0.7	4.7
1765	387	52	Trent University	HE	CAN	NA	1,183	30.0	62.4	▲	1.3	0.8	15.3
1766	58	50	Royal Perth Hospital	HL	AUS	OC	1,182	31.3	73.0	●	1.9	0.8	27.1
1767	93	10	University Hospital Brno	HL	CZE	EE	1,182	8.7	14.4	◆	0.5	0.9	4.9
1768	617	13	Agricultural University of Athens	HE	GRC	WE	1,181	33.1	56.6	▲	1.1	0.9	15.2
1769	388	336	Seattle Children's Hospital	HL	USA	NA	1,178	18.7	77.8	●	1.8	0.9	23.9
1770	94	11	University of Pardubice	HE	CZE	EE	1,176	28.8	43.1	◆	0.8	0.9	10.0
1771	95	12	Motol University Hospital	HL	CZE	EE	1,176	15.4	20.6	◆	0.6	0.9	7.5
1772	389	337	Hewlett Packard Labs	PR	USA	NA	1,174	32.1	36.0	●	1.9	0.9	12.0
1773	59	51	Walter and Eliza Hall Institute of Medical Research	HL	AUS	OC	1,173	51.8	91.5	●	2.2	0.9	49.5
1774	390	338	Wichita State University	HE	USA	NA	1,172	26.3	41.1	▲	1.1	0.7	10.6
1775	60	52	Charles Darwin University	HE	AUS	OC	1,172	36.6	65.8	▲	1.4	0.8	17.5
1776	470	175	Beijing Forestry University	HE	CHN	AS	1,172	14.7	14.8	◆	0.3	0.9	2.4
1777	79	40	Centro Brasileiro de Pesquisas Fisicas	GO	BRA	LA	1,172	55.0	54.7	◆	0.9	0.9	10.2
1778	80	4	Universidad del Valle	HE	COL	LA	1,171	51.2	27.5	◆	0.6	0.7	5.0
1779	618	73	Hospital Clinico Universitario de Valencia	HL	ESP	WE	1,169	12.9	44.7	▲	1.1	0.8	14.7
1780	619	107	Oxford Brookes University	HE	GBR	WE	1,168	29.1	52.7	▲	1.3	0.7	12.8
1781	620	10	SINTEF Group	PR	NOR	WE	1,168	32.0	40.2	▲	1.5	0.8	11.7
1782	621	73	Azienda Sanitaria Ospedaliera Molinette San Giovanni Battista di Torino	GO	ITA	WE	1,168	21.3	64.2	▲	1.7	0.9	24.6
1783	622	92	Minatec Campus d'Innovation en Micro et Nanotechnologies	OT	FRA	WE	1,168	25.2	40.9	▲	1.5	0.9	3.6
1784	471	176	Peking Union Medical College Hospital Beijing	HL	CHN	AS	1,164	12.3	22.8	◆	0.4	0.9	3.4
1785	391	339	Idaho National Laboratory	GO	USA	NA	1,164	15.4	28.4	▲	1.2	0.9	4.6
1786	96	27	Medical University of Lublin	HE	POL	EE	1,163	15.1	33.9	◆	0.7	0.9	9.5
1787	472	41	National Formosa University	HE	TWN	AS	1,162	5.5	44.3	◆	0.8	0.8	6.7
1788	97	4	University of Split	HE	HRV	EE	1,161	33.9	38.3	▲	1.1	0.7	8.3
1789	623	93	Centre Hospitalier Regional et Universitaire de Tours	HL	FRA	WE	1,160	17.9	47.2	▲	1.3	0.8	17.8
1790	473	42	Chaoyang University of Technology	HE	TWN	AS	1,159	7.8	28.7	◆	0.9	0.8	6.4
1791	474	177	Institute of Applied Physics and Computational Mathematics	GO	CHN	AS	1,157	16.5	33.8	◆	0.6	0.9	4.3
1792	392	53	Laurentian University	HE	CAN	NA	1,156	35.4	47.8	▲	1.1	0.7	13.1
1793	624	74	Universita degli Studi di Urbino Carlo Bo	HE	ITA	WE	1,155	35.9	55.8	▲	1.3	0.7	17.4
1794	625	40	Gaziosmanpasa University	HE	TUR	WE	1,155	9.0	31.4	◆	0.8	0.8	10.6
1795	626	94	Universite de Picardie Jules Verne, Amiens	HE	FRA	WE	1,154	40.4	48.4	▲	1.7	0.8	14.2
1796	81	15	Universidad Michoacana de San Nicolas de Hidalgo	HE	MEX	LA	1,153	31.4	32.0	◆	0.7	0.7	6.5
1797	393	340	Wadsworth Center	GO	USA	NA	1,153	29.7	81.1	●	2.0	0.8	39.6
1798	627	108	University Hospital of Wales	HL	GBR	WE	1,153	18.6	60.5	▲	1.3	0.9	18.5
1799	628	95	Universite Paris-Nord 13	HE	FRA	WE	1,152	34.2	46.3	▲	1.1	0.8	13.0
1800	20	1	University of Nairobi	HE	KEN	AF	1,152	54.7	39.6	◆	0.9	0.8	10.5
1801	61	9	National Institute of Water & Atmospheric Research	GO	NZL	OC	1,152	57.5	58.9	▲	1.3	0.9	19.7
1802	82	16	Universidad Autonoma de San Luis Potosi	HE	MEX	LA	1,151	38.1	42.8	◆	0.8	0.7	7.9
1803	629	75	Universita degli Studi del Sannio	HE	ITA	WE	1,151	32.4	39.2	▲	1.3	0.8	8.9
1804	630	41	Mustafa Kemal University	HE	TUR	WE	1,151	10.3	24.2	◆	0.6	0.8	5.0
1805	631	19	Orebro Universitet	HE	SWE	WE	1,150	37.1	56.9	▲	1.5	0.7	17.9
1806	83	5	Instituto Venezolano de Investigaciones Cientificas	GO	VEN	LA	1,149	45.9	51.3	◆	0.7	0.7	11.6
1807	632	109	Northumbria University	HE	GBR	WE	1,148	28.0	47.6	▲	1.2	0.7	12.0
1808	633	110	National Physical Laboratory	GO	GBR	WE	1,148	36.9	52.9	▲	1.2	0.9	10.3
1809	634	9	Glostrup Hospital	HL	DNK	WE	1,147	33.6	69.4	●	2.1	0.9	28.5
1810	475	178	Northwest Normal University	HE	CHN	AS	1,144	7.2	23.7	◆	0.6	0.9	4.6
1811	635	14	Technical University of Crete	HE	GRC	WE	1,142	37.2	43.2	▲	1.3	0.8	10.0

WR/RR/CR World/Region/Country Rank

AF Africa AS Asia EE Eastern Europe LA Latin America ME Middle East NA Northern America OC Oceania WE Western Europe

GO Government HE Higher Education HL Health PR Private OT Others

WR	RR	CR	Organization	Sector	Country	Region	Output	IC(%)	Q1(%)	NI	Spe	Exc	
1812	84	41	Universidade Federal Rural de Pernambuco	HE	BRA	LA	1,141	16.5	18.2	◆	0.5	0.9	3.9
1813	476	50	National Cancer Center	HL	KOR	AS	1,139	21.3	65.2	▲	1.0	0.9	17.9
1814	394	54	Sir Mortimer B. Davis Jewish General Hospital	HL	CAN	NA	1,134	35.0	73.9	●	2.0	0.8	28.6
1815	477	132	Shibaura Institute of Technology	HE	JPN	AS	1,133	15.5	29.3	◆	0.7	0.8	6.2
1816	636	111	Great Ormond Street Hospital for Children NHS Trust	HL	GBR	WE	1,133	37.3	69.6	▲	1.7	0.9	28.3
1817	637	96	Telecom ParisTech	HE	FRA	WE	1,132	38.6	24.3	▲	1.3	0.9	5.0
1818	478	179	Information Engineering University	HE	CHN	AS	1,132	1.2	3.4	◆	0.3	1.0	0.4
1819	85	1	University of the West Indies, Mona Campus	HE	JAM	LA	1,131	45.2	31.7	◆	0.8	0.7	5.5
1820	395	341	Princeton Plasma Physics Laboratory	GO	USA	NA	1,131	33.9	64.0	▲	1.6	1.0	15.7
1821	98	4	Pavol Jozef Safarik University in Kosice	HE	SVK	EE	1,130	56.9	32.4	◆	0.8	0.8	9.0
1822	638	42	Celal Bayar University	HE	TUR	WE	1,130	13.5	30.2	◆	0.7	0.8	6.8
1823	639	97	Institut de Recherche en Sciences et Technologies pour l'Environnement	GO	FRA	WE	1,130	32.6	56.6	▲	1.3	0.9	14.9
1824	640	76	Universita degli Studi della Tuscia	HE	ITA	WE	1,129	36.8	58.2	▲	1.3	0.8	21.4
1825	48	17	University of Mazandaran	HE	IRN	ME	1,128	10.6	24.6	◆	0.9	0.8	9.1
1826	479	43	National Chi Nan University	HE	TWN	AS	1,126	11.9	42.7	▲	1.1	0.8	9.6
1827	86	6	Organizacion Europea para la Investigacion Astronomica en el Hemisferio Austral	GO	CHL	LA	1,125	95.4	71.8	▲	1.1	1.0	27.2
1828	480	41	Kasturba Medical College	HE	IND	AS	1,124	11.6	25.2	◆	0.4	0.9	2.9
1829	481	180	Tianjin University of Science and Technology	HE	CHN	AS	1,123	12.2	18.3	◆	0.5	0.8	3.8
1830	641	98	Centre Hospitalier Universitaire de Rouen	HL	FRA	WE	1,123	12.6	47.7	▲	1.4	0.8	17.9
1831	99	15	Tomsk State University	HE	RUS	EE	1,119	27.0	14.3	◆	0.4	0.9	2.5
1832	49	14	Agricultural Research Organization	GO	ISR	ME	1,119	37.4	64.2	▲	1.2	0.9	18.5
1833	482	51	Korea Electrotechnology Research Institute	GO	KOR	AS	1,119	21.5	38.1	▲	1.0	0.9	4.9
1834	483	133	Asahikawa Medical College	HE	JPN	AS	1,118	23.6	52.3	◆	1.0	0.8	17.4
1835	484	5	Pakistan Atomic Energy Commission	GO	PAK	AS	1,117	21.7	41.4	▲	1.1	0.9	7.9
1836	396	342	South Dakota State University	HE	USA	NA	1,115	20.5	49.9	▲	1.1	0.8	12.9
1837	642	112	University Hospitals Bristol NHS Foundation Trust	HL	GBR	WE	1,114	21.3	68.5	▲	1.5	0.9	19.5
1838	397	343	University of Missouri, Saint Louis	HE	USA	NA	1,112	30.8	58.3	▲	1.6	0.8	22.2
1839	485	42	Guru Nanak Dev University	HE	IND	AS	1,112	21.9	36.6	◆	0.9	0.8	12.9
1840	486	134	Toyota Central R&D Labs. Inc.	PR	JPN	AS	1,112	16.7	51.3	▲	1.5	0.9	17.0
1841	643	74	Institut de Recerca i Tecnologia Agroalimentaries Barcelona	GO	ESP	WE	1,112	38.9	64.3	▲	1.4	0.9	19.4
1842	487	135	Nara Women's University	HE	JPN	AS	1,111	35.1	54.1	◆	0.9	0.8	15.7
1843	644	75	Complejo Hospitalario Universitario a Coruna	HL	ESP	WE	1,111	10.7	38.3	◆	1.0	0.9	11.3
1844	62	53	Defence and Science Technology Organisation Australia	GO	AUS	OC	1,109	25.8	33.6	▲	1.1	0.8	6.4
1845	398	344	California State University, Long Beach	HE	USA	NA	1,108	22.8	53.7	▲	1.1	0.7	13.3
1846	645	43	Koc University	HE	TUR	WE	1,107	47.8	46.7	▲	1.3	0.8	11.7
1847	646	90	Gkss Forschungszentrum Geesthacht	GO	DEU	WE	1,107	55.9	60.9	●	1.8	0.9	21.3
1848	488	7	MARA University of Technology	HE	MYS	AS	1,106	13.7	16.4	◆	0.7	0.7	2.4
1849	100	1	Azerbaijan National Academy of Sciences	GO	AZE	EE	1,105	42.7	16.2	◆	0.4	0.9	2.4
1850	399	345	Beaumont Hospitals	HL	USA	NA	1,105	18.7	75.4	●	2.3	0.9	30.7
1851	400	55	Public Health Agency of Canada	HL	CAN	NA	1,104	36.4	68.8	▲	1.5	0.9	21.5
1852	647	44	Abant Izzet Baysal University	HE	TUR	WE	1,102	8.4	32.6	◆	0.6	0.7	4.1
1853	489	43	Jawaharlal Nehru Centre for Advanced Scientific Research	HE	IND	AS	1,102	25.6	78.7	▲	1.4	0.8	23.3
1854	648	113	North West London Hospitals NHS Trust	HL	GBR	WE	1,101	27.1	62.9	▲	1.7	0.8	21.6
1855	490	136	Chuo University	HE	JPN	AS	1,100	15.6	38.1	◆	0.8	0.8	6.0
1856	649	45	Canakkale Onsekiz Mart Universitesi	HE	TUR	WE	1,100	19.4	25.6	◆	0.6	0.8	5.5
1857	650	15	Flanders Interuniversity Institute for Biotechnology	GO	BEL	WE	1,100	59.9	91.7	●	2.4	0.8	46.4
1858	491	137	Hosei University	HE	JPN	AS	1,098	17.5	26.3	◆	0.7	0.8	4.5
1859	651	77	Istituto Nazionale per la Ricerca sul Cancro IRCCS	HL	ITA	WE	1,096	34.7	77.9	●	1.8	0.8	32.4
1860	652	78	Azienda Ospedaliera Sant Andrea	HL	ITA	WE	1,094	27.2	54.8	▲	1.3	0.8	15.9
1861	653	91	Bundesanstalt fur Materialforschung und -Prufung	GO	DEU	WE	1,094	31.1	47.4	▲	1.3	0.9	11.5
1862	654	92	Leibniz-Institut fur Meereswissenschaften	GO	DEU	WE	1,094	70.1	78.1	▲	1.7	0.9	24.8

WR/RR/CR World/Region/Country Rank

AF Africa AS Asia EE Eastern Europe LA Latin America ME Middle East NA Northern America OC Oceania WE Western Europe

GO Government HE Higher Education HL Health PR Private OT Others

WR	RR	CR	Organization	Sector	Country	Region	Output	IC(%)	Q1(%)	NI	Spe	Exc	
1863	101	28	Andrzej Soltan Institute for Nuclear Studies	GO	POL	EE	1,094	67.5	33.1	▲	1.1	1.0	10.7
1864	492	44	Osmania University	HE	IND	AS	1,091	9.9	25.3	◆	0.5	0.8	5.3
1865	102	13	University Hospital Hradec Kralove	HL	CZE	EE	1,091	7.9	15.1	◆	0.5	0.9	3.8
1866	401	346	University of Massachusetts, Dartmouth	HE	USA	NA	1,089	23.6	47.1	▲	1.1	0.7	10.7
1867	493	138	Aichi Medical University	HE	JPN	AS	1,089	14.0	50.2	◆	0.8	0.8	14.4
1868	655	76	Instituto Nacional de Investigacion y Tecnologia Agraria y Alimentaria	GO	ESP	WE	1,088	31.4	68.8	▲	1.1	0.9	17.8
1869	494	44	Tatung University	HE	TWN	AS	1,087	9.1	39.5	◆	0.9	0.8	7.1
1870	402	347	Novartis Institutes for Biomedical Research	PR	USA	NA	1,087	65.0	88.0	●	2.5	0.9	51.4
1871	21	12	Council for Scientific and Industrial Research	GO	ZAF	AF	1,085	35.1	38.6	◆	0.9	0.8	6.6
1872	495	45	Andhra University	HE	IND	AS	1,085	17.6	22.2	◆	0.4	0.8	3.7
1873	496	181	Shanghai Maritime University	HE	CHN	AS	1,085	8.1	8.8	◆	0.4	0.9	0.5
1874	497	182	Henan University of Science and Technology	HE	CHN	AS	1,084	6.5	12.6	◆	0.5	0.8	3.2
1875	87	1	University of the West Indies, St. Augustine Campus	HE	TTO	LA	1,083	53.1	39.5	◆	0.7	0.6	6.1
1876	498	183	Renji Hospital	HL	CHN	AS	1,083	18.0	31.1	◆	0.6	0.9	10.1
1877	499	45	Tzu Chi University	HE	TWN	AS	1,082	11.7	57.0	◆	0.9	0.8	13.6
1878	403	348	University of North Carolina, Wilmington	HE	USA	NA	1,081	20.7	58.2	▲	1.0	0.7	14.7
1879	500	52	Soongsil University	HE	KOR	AS	1,081	12.2	25.6	◆	0.8	0.9	6.7
1880	50	9	Zagazig University	HE	EGY	ME	1,080	31.5	28.3	◆	0.6	0.8	4.9
1881	501	53	Dong-A University	HE	KOR	AS	1,080	17.4	40.8	◆	0.9	0.8	10.2
1882	88	42	Universidade Federal Rural do Rio de Janeiro	HE	BRA	LA	1,080	11.9	17.6	◆	0.5	0.9	3.8
1883	103	4	Ivan Franko National University of Lviv	HE	UKR	EE	1,080	52.7	27.5	◆	0.5	0.9	4.6
1884	656	114	Liverpool School of Tropical Medicine	HE	GBR	WE	1,080	75.8	85.6	▲	1.7	0.9	25.9
1885	657	79	Policlinico Universitario Agostino Gemelli	HL	ITA	WE	1,079	18.4	56.8	▲	1.3	0.9	15.9
1886	658	14	Oulu University Hospital	HL	FIN	WE	1,078	30.4	71.9	▲	1.5	0.8	22.2
1887	404	349	University of Maryland Medical Center	HL	USA	NA	1,077	14.0	65.2	▲	1.6	0.9	20.4
1888	659	99	AgroParisTech, Institut des Sciences et Industries du Vivant et de l'Environnement	HE	FRA	WE	1,077	32.3	70.9	▲	1.4	0.9	29.9
1889	405	350	Massachusetts Eye and Ear Infirmary	HL	USA	NA	1,077	19.9	74.1	▲	1.7	0.9	25.4
1890	406	351	University of Louisiana, Lafayette	HE	USA	NA	1,076	22.0	40.2	◆	1.0	0.8	10.3
1891	660	93	Helmholtz Zentrum für Infektionsforschung	GO	DEU	WE	1,076	51.6	79.9	▲	1.4	0.9	35.4
1892	104	16	Institute for High Energy Physics	GO	RUS	EE	1,076	74.8	52.1	▲	1.6	1.0	18.6
1893	502	54	Dankook University	HE	KOR	AS	1,075	14.0	43.7	◆	0.8	0.7	11.4
1894	661	100	Ecole Nationale Supérieure d'Ingenieurs de Caen et Centre de Recherche	HE	FRA	WE	1,075	47.5	47.7	▲	1.1	0.9	8.7
1895	407	352	Louisiana Tech University	HE	USA	NA	1,070	29.5	50.8	▲	1.3	0.8	15.0
1896	503	184	Tianjin University of Technology	HE	CHN	AS	1,070	5.7	12.6	◆	0.5	0.8	2.1
1897	662	77	Complejo Hospitalario Carlos Haya	HL	ESP	WE	1,070	15.1	43.1	◆	0.9	0.8	16.3
1898	408	353	Ohio State University Comprehensive Cancer Center	HL	USA	NA	1,070	30.3	87.3	●	2.5	0.9	43.9
1899	504	185	Liaoning University	HE	CHN	AS	1,069	11.1	20.7	◆	0.5	0.9	7.0
1900	663	101	Universite de Lyon - Pole de Recherche et d'Enseignement Superieur	GO	FRA	WE	1,068	43.4	62.4	▲	1.2	0.7	9.7
1901	63	10	Auckland City Hospital	HL	NZL	OC	1,067	37.8	67.6	●	2.8	0.9	20.2
1902	89	1	Universidad de Costa Rica	HE	CRI	LA	1,066	63.9	43.6	◆	1.0	0.7	12.9
1903	409	354	City University of New York, Graduate School & University Center	HE	USA	NA	1,064	15.2	48.0	▲	1.2	0.8	14.0
1904	664	46	Cumhuriyet University	HE	TUR	WE	1,064	9.8	37.4	◆	0.7	0.8	7.2
1905	51	18	Mashhad University of Medical Sciences	HE	IRN	ME	1,064	12.5	22.2	◆	0.5	0.9	5.2
1906	665	78	Hospital Universitario Virgen de La Arrixaca	HL	ESP	WE	1,064	10.1	36.2	◆	0.8	0.9	10.2
1907	666	47	Zonguldak Karaelmas University	HE	TUR	WE	1,063	11.8	38.7	◆	0.7	0.7	6.6
1908	667	115	Pfizer Ltd	PR	GBR	WE	1,063	47.5	74.2	●	2.0	0.9	34.3
1909	410	355	Washington Hospital Center	HL	USA	NA	1,063	17.4	76.8	●	2.1	0.9	26.8
1910	668	15	Finnish Institute Occupational Health	GO	FIN	WE	1,062	43.1	63.2	▲	1.5	0.9	21.8
1911	105	4	Lithuanian University of Health Sciences	HE	LTU	EE	1,059	30.1	27.0	◆	0.9	0.8	7.3
1912	505	186	Jiangxi Normal University	HE	CHN	AS	1,059	9.4	21.2	◆	0.6	0.8	3.6
1913	106	17	Moscow Institute of Physics and Technology	HE	RUS	EE	1,059	30.5	24.8	◆	0.6	0.9	4.2
1914	669	116	Norfolk and Norwich University Hospitals NHS Foundation Trust	HL	GBR	WE	1,059	16.0	53.6	▲	1.1	0.9	15.0

WR/RR/CR World/Region/Country Rank

AF Africa AS Asia EE Eastern Europe LA Latin America ME Middle East NA Northern America OC Oceania WE Western Europe

GO Government HE Higher Education HL Health PR Private OT Others

WR	RR	CR	Organization	Sector	Country	Region	Output	IC(%)	Q1(%)	NI	Spe	Exc	
1915	506	46	National Synchrotron Radiation Research Center Taiwan	GO	TWN	AS	1,059	36.1	70.6	◆	0.8	0.9	11.1
1916	411	356	University of Massachusetts, Boston	HE	USA	NA	1,056	18.2	59.6	▲	1.3	0.7	18.6
1917	507	139	Kwansei Gakuin University	HE	JPN	AS	1,056	27.7	43.3	◆	0.8	0.8	11.4
1918	670	94	BASF AG	PR	DEU	WE	1,056	47.3	52.1	▲	1.4	0.8	20.4
1919	671	16	Institute of Tropical Medicine Antwerp	HE	BEL	WE	1,056	78.2	81.3	●	1.8	0.9	23.9
1920	508	47	National United University	HE	TWN	AS	1,054	23.3	49.5	▲	1.0	0.8	10.1
1921	672	79	Centro Nacional de Investigaciones Oncologicas	HL	ESP	WE	1,054	51.4	88.8	●	2.3	0.9	46.1
1922	509	187	Tsinghua National Laboratory for Information Science and Technology	GO	CHN	AS	1,054	13.7	20.3	◆	0.8	0.9	2.4
1923	412	357	Jefferson Health System	HL	USA	NA	1,053	15.9	61.8	▲	1.3	0.9	18.3
1924	22	1	Universite Cadi Ayyad	HE	MAR	AF	1,052	63.7	40.6	◆	0.9	0.8	8.5
1925	90	7	Universidad Tecnica Federico Santa Maria	HE	CHL	LA	1,052	59.9	40.9	▲	1.3	0.8	8.4
1926	413	56	University of Ontario Institute of Technology	HE	CAN	NA	1,051	40.9	35.8	▲	1.3	0.8	6.8
1927	414	358	University of Maryland Biotechnology Institute	GO	USA	NA	1,051	35.2	84.7	▲	1.6	0.9	39.7
1928	415	359	Fordham University	HE	USA	NA	1,050	13.1	43.5	◆	0.9	0.8	7.9
1929	673	80	Fondazione IRCCS Istituto Neurologico Carlo Besta	HL	ITA	WE	1,049	35.2	68.3	▲	1.4	0.9	30.1
1930	416	360	World Bank United States	OT	USA	NA	1,048	44.5	62.9	▲	1.5	0.9	15.1
1931	417	57	Saint Mary's University	HE	CAN	NA	1,047	48.1	46.1	▲	1.1	0.8	11.7
1932	674	80	Universidad Pablo de Olavide	HE	ESP	WE	1,046	36.8	54.3	▲	1.0	0.7	15.4
1933	107	5	Clinical Center of Serbia	HL	SRB	EE	1,043	25.5	30.4	◆	0.5	0.9	6.6
1934	675	117	De Montfort University	HE	GBR	WE	1,042	27.7	34.5	▲	1.2	0.7	9.0
1935	676	102	Universite de Perpignan Via Domitia	HE	FRA	WE	1,042	62.1	60.6	▲	1.3	0.8	16.3
1936	510	140	Tokyo University of Pharmacy and Life Science	HE	JPN	AS	1,042	17.0	66.0	◆	0.9	0.9	18.9
1937	108	29	Warsaw University of Life Sciences	HE	POL	EE	1,041	29.3	27.9	◆	0.7	0.8	8.9
1938	91	43	Pontificia Universidade Catolica do Parana	HE	BRA	LA	1,040	20.8	21.8	◆	0.7	0.8	5.4
1939	677	103	Centre Hospitalier Universitaire de Brest	HL	FRA	WE	1,039	18.6	45.2	▲	1.4	0.9	18.0
1940	23	3	University of Lagos	HE	NGA	AF	1,038	19.8	17.1	◆	0.5	0.8	3.6
1941	511	48	National Health Research Institutes	HL	TWN	AS	1,038	22.4	80.1	▲	1.3	0.8	25.5
1942	512	46	Indira Gandhi Centre for Atomic Research	GO	IND	AS	1,038	15.3	59.0	◆	0.7	0.9	5.2
1943	92	1	Instituto Smithsonian de Investigaciones Tropicales	GO	PAN	LA	1,036	91.8	76.0	▲	1.7	0.9	30.9
1944	513	188	Guangxi Normal University	HE	CHN	AS	1,034	18.7	24.7	◆	0.7	0.9	8.6
1945	514	189	Shenyang Aerospace University	HE	CHN	AS	1,033	9.0	13.0	◆	0.7	0.9	3.5
1946	418	361	Tennessee Technological University	HE	USA	NA	1,029	19.2	34.5	◆	0.9	0.8	7.2
1947	678	104	Institut de Radioprotection et de Surete Nucleaire	GO	FRA	WE	1,029	33.4	54.3	▲	1.1	0.9	10.5
1948	515	190	General Hospital of the People's Liberation Army	HL	CHN	AS	1,029	7.9	13.2	◆	0.6	0.9	2.7
1949	679	22	National Institute for Subatomic Physics	GO	NLD	WE	1,029	88.5	62.0	▲	1.6	1.0	19.3
1950	93	11	Universidad Nacional de Tucuman	HE	ARG	LA	1,028	32.1	40.9	◆	0.7	0.8	8.5
1951	516	191	Liaoning Normal University	HE	CHN	AS	1,028	16.6	19.7	◆	0.7	0.9	8.7
1952	680	10	Herlev Hospital	HL	DNK	WE	1,028	34.2	65.1	●	2.8	0.9	30.5
1953	681	15	Montanuniversitat Leoben	HE	AUT	WE	1,028	54.5	52.3	▲	1.3	0.9	11.0
1954	682	15	Institute of Electronic Structure and Laser	GO	GRC	WE	1,028	72.2	71.1	▲	1.6	0.9	19.6
1955	419	362	East Tennessee State University	HE	USA	NA	1,027	28.8	58.5	▲	1.0	0.7	16.6
1956	683	48	Sabanci University	HE	TUR	WE	1,027	44.8	42.6	▲	1.4	0.8	9.7
1957	684	81	Hospital Universitario Puerta de Hierro Majadahonda	HL	ESP	WE	1,027	12.6	46.9	◆	1.0	0.9	13.6
1958	94	44	Universidade Federal de Juiz de Fora	HE	BRA	LA	1,026	17.6	31.1	◆	0.6	0.7	6.2
1959	420	363	The Catholic University of America	HE	USA	NA	1,023	29.7	50.2	▲	1.0	0.8	15.3
1960	109	18	Tomsk Polytechnical University	HE	RUS	EE	1,023	19.8	14.8	◆	0.4	0.9	1.5
1961	517	47	Punjab Agricultural University	HE	IND	AS	1,021	12.1	17.0	◆	0.4	0.9	2.6
1962	685	16	Finnish Meteorological Institute	GO	FIN	WE	1,020	66.6	67.8	▲	1.6	0.9	23.0
1963	686	82	Universidad de Huelva	HE	ESP	WE	1,019	34.0	48.6	▲	1.2	0.7	13.3
1964	52	19	Tabriz University of Medical Sciences	HE	IRN	ME	1,018	32.4	30.4	◆	0.6	0.9	6.1
1965	421	364	Cold Spring Harbor Laboratory	HL	USA	NA	1,018	42.0	93.0	●	3.0	0.9	59.4
1966	518	192	Xuzhou Normal University	HE	CHN	AS	1,017	5.5	18.6	◆	0.6	0.8	5.7
1967	519	1	Vietnam Academy of Science and Technology	GO	VNM	AS	1,017	70.6	41.6	◆	0.7	0.8	6.1

WR/RR/CR World/Region/Country Rank

AF Africa AS Asia EE Eastern Europe LA Latin America ME Middle East NA Northern America OC Oceania WE Western Europe

GO Government HE Higher Education HL Health PR Private OT Others

WR	RR	CR	Organization	Sector	Country	Region	Output	IC(%)	Q1(%)	NI	Spe	Exc	
1968	687	105	Institut Francais de Recherche pour l'Exploitation de la Mer	GO	FRA	WE	1,017	50.2	55.7	▲	1.4	0.9	20.5
1969	520	193	Shanghai Sixth People's Hospital	HL	CHN	AS	1,017	7.7	27.7	◆	0.5	0.9	4.5
1970	688	106	Universite de Limoges	HE	FRA	WE	1,016	25.9	47.1	▲	1.1	0.7	10.5
1971	521	194	Yantai University	HE	CHN	AS	1,015	10.9	25.3	◆	0.6	0.8	5.3
1972	110	3	Medical University of Sofia	HE	BGR	EE	1,014	32.7	25.7	◆	0.6	0.9	8.1
1973	689	107	Centre National d'Etudes Spatiales	GO	FRA	WE	1,014	30.1	29.2	▲	1.2	0.9	5.2
1974	422	365	California State University, Northridge	HE	USA	NA	1,013	25.0	51.5	▲	1.0	0.7	10.0
1975	690	108	Centre Hospitalier Universitaire de Caen	HL	FRA	WE	1,012	19.9	50.3	▲	1.4	0.9	19.1
1976	522	6	University of the Punjab, Lahore	HE	PAK	AS	1,011	27.7	22.5	◆	0.7	0.8	5.8
1977	691	81	Universita Campus Bio-Medico di Roma	HE	ITA	WE	1,011	26.5	57.8	▲	1.3	0.8	17.2
1978	523	195	Nantong University	HE	CHN	AS	1,011	10.4	20.0	◆	0.4	0.8	5.9
1979	524	48	Mangalore University	HE	IND	AS	1,009	64.4	13.2	◆	0.9	0.9	7.5
1980	692	83	Hospital Universitario Miguel Servet	HL	ESP	WE	1,008	12.9	29.0	◆	0.9	0.9	10.4
1981	423	366	Kaiser Permanente	HL	USA	NA	1,008	12.5	87.2	●	3.1	0.9	41.7
1982	525	196	Xi'an University of Science and Technology	HE	CHN	AS	1,008	2.5	9.4	◆	0.4	0.9	1.7
1983	693	118	Institute of Education, University of London	HE	GBR	WE	1,008	17.7	51.3	▲	1.5	0.9	10.3
1984	424	367	Santa Clara University	HE	USA	NA	1,007	18.3	46.7	▲	1.4	0.8	9.9
1985	694	20	Orebro University Hospital	HL	SWE	WE	1,007	34.8	69.5	●	2.1	0.8	25.2
1986	526	141	Chubu University	HE	JPN	AS	1,006	21.9	44.5	◆	0.9	0.7	8.7
1987	24	2	Kenya Medical Research Institute	HL	KEN	AF	1,006	89.1	78.4	●	2.0	0.9	30.3
1988	425	368	Central Michigan University	HE	USA	NA	1,003	22.2	43.8	◆	1.0	0.7	10.5
1989	25	1	Addis Ababa University	HE	ETH	AF	1,003	59.0	44.7	◆	0.9	0.8	9.5
1990	695	20	Kinderspital Zurich, Universitats-Kinderklinik	HL	CHE	WE	1,003	52.4	69.7	▲	1.5	0.9	26.9
1991	426	369	Johnson & Johnson Pharmaceutical Research & Development, L.L.C	PR	USA	NA	1,003	29.7	81.3	●	2.1	0.9	36.7
1992	64	54	St Vincents & Mater Health Sydney	HL	AUS	OC	1,002	30.6	75.3	●	1.9	0.8	30.3
1993	527	197	Academy of Military Medical Sciences	HL	CHN	AS	1,002	6.3	26.8	◆	0.4	0.9	7.0
1994	696	21	Eidgenossische Forschungsanstalt fur Wald, Schnee und Landschaft Eth-Bereichs	GO	CHE	WE	1,002	55.3	75.3	●	1.9	0.9	22.3
1995	528	142	Obihiro University of Agriculture and Veterinary Medicine	HE	JPN	AS	1,001	30.1	65.3	◆	0.9	0.9	11.4
1996	529	198	Changchun University of Science and Technology	HE	CHN	AS	998	4.5	12.2	◆	0.3	0.9	1.6
1997	530	1	University of Macau	HE	MAC	AS	997	58.0	29.8	▲	1.1	0.8	8.2
1998	697	109	Universite Pantheon Sorbonne, Paris1	HE	FRA	WE	996	29.0	27.7	◆	0.7	0.9	4.2
1999	427	370	University of South Dakota	HE	USA	NA	994	17.6	60.5	▲	1.1	0.8	17.3
2000	698	8	Dublin Institute of Technology	HE	IRL	WE	993	37.4	43.8	▲	1.2	0.8	12.1
2001	531	199	Anhui Normal University	HE	CHN	AS	993	6.0	34.9	▲	1.1	0.8	13.3
2002	699	119	University of Westminster	HE	GBR	WE	992	31.6	38.5	▲	1.0	0.8	8.3
2003	53	5	Saudi Arabian Oil Company	PR	SAU	ME	989	44.1	11.1	◆	0.6	0.9	1.3
2004	700	120	London Metropolitan University	HE	GBR	WE	987	32.3	41.0	▲	1.1	0.8	7.6
2005	428	58	TRIUMF - National Laboratory for Particle and Nuclear Physics	GO	CAN	NA	987	80.5	47.3	▲	1.2	1.0	13.9
2006	532	49	Allahabad University	HE	IND	AS	986	9.3	32.4	◆	0.7	0.7	6.7
2007	429	371	Thomas Jefferson Lab National Accelerator Facility	GO	USA	NA	986	50.3	34.2	◆	0.9	1.0	14.3
2008	701	121	Kingston University	HE	GBR	WE	980	31.9	42.2	▲	1.1	0.7	8.9
2009	702	95	Universitat der Bundeswehr Munchen	HE	DEU	WE	980	30.0	26.7	◆	0.9	0.8	3.7
2010	111	19	Voronezh State University	HE	RUS	EE	980	15.6	11.9	◆	0.2	0.9	1.4
2011	533	200	Sichuan Agricultural University	HE	CHN	AS	980	9.7	19.6	◆	0.5	0.9	2.7
2012	703	122	The Christie NHS Trust	HL	GBR	WE	980	31.7	70.4	●	2.0	0.9	32.4
2013	704	96	Zentralinstitut fur Seelische Gesundheit	GO	DEU	WE	979	34.1	56.6	▲	1.6	0.9	23.6
2014	534	201	Dalian University	HE	CHN	AS	978	10.7	13.3	◆	0.6	0.8	4.0
2015	535	55	Wonkwang University	HE	KOR	AS	978	20.6	43.9	◆	0.8	0.9	12.0
2016	112	14	University of Veterinary and Pharmaceutical Sciences Brno	HE	CZE	EE	978	25.6	22.5	◆	0.7	0.9	5.8
2017	705	11	Universidade de Evora	HE	PRT	WE	975	41.6	46.2	▲	1.1	0.7	12.1
2018	430	372	Boise State University	HE	USA	NA	974	21.9	48.8	▲	1.2	0.7	10.0
2019	536	202	Southwest University of Science and Technology	HE	CHN	AS	970	4.9	8.3	◆	0.3	0.8	1.4

WR/RR/CR World/Region/Country Rank

AF Africa AS Asia EE Eastern Europe LA Latin America ME Middle East NA Northern America OC Oceania WE Western Europe

GO Government HE Higher Education HL Health PR Private OT Others

WR	RR	CR	Organization	Sector	Country	Region	Output	IC(%)	Q1(%)	NI	Spe	Exc	
2020	537	203	Shaanxi University of Science and Technology	HE	CHN	AS	970	5.8	11.7	◆	0.3	0.9	1.2
2021	431	373	Carolinas Medical Center	HL	USA	NA	970	11.1	73.1	▲	1.6	0.9	22.1
2022	706	84	Hospital General Universitario de Valencia	HL	ESP	WE	969	12.2	33.9	▲	1.0	0.9	12.4
2023	707	16	Hippokration General Hospital	HL	GRC	WE	969	16.2	56.4	▲	1.0	0.9	12.8
2024	54	20	Isfahan University of Medical Sciences	HE	IRN	ME	968	11.8	25.0	◆	0.6	0.8	6.9
2025	432	374	Geisinger Medical System	HL	USA	NA	968	15.1	65.7	▲	1.4	0.9	17.4
2026	55	21	Payame Noor University	HE	IRN	ME	967	17.6	18.0	◆	0.8	0.8	6.8
2027	433	375	General Atomics	PR	USA	NA	967	36.2	66.4	▲	1.7	1.0	15.6
2028	434	376	Idaho State University	HE	USA	NA	966	23.9	44.5	◆	0.9	0.8	9.6
2029	538	204	Shanghai University of Traditional Chinese Medicine	HE	CHN	AS	966	10.1	17.8	◆	0.4	1.0	4.4
2030	708	123	University of Wolverhampton	HE	GBR	WE	965	31.2	41.2	▲	1.0	0.8	9.1
2031	539	50	National Institute of Technology, Tiruchirappalli	HE	IND	AS	965	16.1	33.5	◆	0.8	0.8	3.8
2032	113	15	VSB-Technical University of Ostrava	HE	CZE	EE	964	27.8	19.3	◆	0.8	0.8	4.2
2033	709	97	Astrophysikalisches Institut Potsdam	GO	DEU	WE	964	77.5	63.9	▲	1.4	1.0	28.9
2034	710	98	Brandenburgische Technische Universität Cottbus	HE	DEU	WE	963	37.3	39.2	◆	1.0	0.8	8.5
2035	711	82	Azienda Ospedaliera Universitaria Senese	HL	ITA	WE	963	22.7	54.9	▲	1.1	0.9	20.2
2036	540	56	Dong-Eui University	HE	KOR	AS	962	19.0	36.2	◆	0.9	0.8	6.6
2037	712	9	St. James's Hospital	HL	IRL	WE	962	38.5	64.5	▲	1.6	0.8	20.9
2038	435	59	Foothills Medical Centre	HL	CAN	NA	961	31.5	67.0	●	2.1	0.9	24.1
2039	713	124	School of Pharmacy, University of London	HE	GBR	WE	961	42.1	75.1	●	1.8	0.9	32.2
2040	95	45	Instituto Nacional de Pesquisas da Amazonia	GO	BRA	LA	961	35.6	33.6	◆	0.8	0.9	9.4
2041	714	85	Complejo Hospitalario Regional Virgen de las Nieves	HL	ESP	WE	959	11.4	40.2	◆	0.9	0.9	14.7
2042	715	17	Heraklion University General Hospital	HL	GRC	WE	959	19.1	60.1	▲	1.1	0.9	16.4
2043	436	60	IBM Research	PR	CAN	NA	959	99.8	55.6	●	2.5	0.9	21.0
2044	114	30	Military University of Technology	HE	POL	EE	958	30.6	27.2	◆	0.8	0.9	4.3
2045	115	5	University of Rijeka	HE	HRV	EE	957	29.1	40.9	◆	0.7	0.8	7.3
2046	716	83	Ospedali Riuniti di Bergamo	HL	ITA	WE	955	27.0	65.3	●	2.4	0.9	28.8
2047	717	84	Azienda Ospedaliera Universitaria San Martino	HL	ITA	WE	954	16.5	55.5	▲	1.5	0.9	21.8
2048	718	86	Institut Catala d'Oncologia, Hospitalet de Llobregat	HL	ESP	WE	953	56.8	72.3	●	2.7	0.9	37.6
2049	437	377	California State University, Fullerton	HE	USA	NA	952	22.3	53.4	◆	0.9	0.7	10.3
2050	438	378	City University of New York, Queens College	HE	USA	NA	951	27.9	58.7	▲	1.2	0.7	16.9
2051	719	85	Istituto Clinico Humanitas	HL	ITA	WE	951	31.3	68.6	●	2.0	0.9	26.5
2052	541	143	Japan Synchrotron Radiation Research Institute	GO	JPN	AS	950	25.4	57.4	◆	1.0	0.9	12.3
2053	542	205	Zhejiang University of Science and Technology	HE	CHN	AS	949	5.7	14.3	◆	0.6	0.8	3.5
2054	720	110	Centre Hospitalier Universitaire de Poitiers	HL	FRA	WE	949	12.8	40.5	▲	1.4	0.9	15.3
2055	543	51	Jawaharlal Nehru Technological University	HE	IND	AS	947	10.5	17.3	◆	0.4	0.8	2.8
2056	544	52	Sri Venkateswara University	HE	IND	AS	946	26.3	38.5	◆	0.8	0.8	8.1
2057	721	111	Ecole Supérieure de Chimie Physique Electronique de Lyon	HE	FRA	WE	946	39.3	61.2	▲	1.2	0.9	22.6
2058	545	53	The Maharaja Sayajirao University of Baroda	HE	IND	AS	945	8.6	34.9	◆	0.6	0.8	8.0
2059	722	125	Met Office	GO	GBR	WE	945	48.0	76.8	●	2.2	1.0	34.0
2060	65	11	Landcare Research	GO	NZL	OC	944	49.1	53.1	▲	1.5	0.9	20.9
2061	439	379	University of North Texas Health Science Center	HL	USA	NA	944	20.8	71.6	▲	1.2	1.0	20.8
2062	440	380	Duquesne University	HE	USA	NA	943	11.9	58.0	◆	1.0	0.7	14.0
2063	723	86	Ospedale Luigi Sacco	HL	ITA	WE	943	22.1	63.5	▲	1.4	0.9	20.9
2064	546	11	Asian Institute of Technology	HE	THA	AS	942	44.0	35.0	▲	1.1	0.8	8.9
2065	441	61	Robarts Research Institute	HL	CAN	NA	942	33.8	71.6	●	2.1	0.8	31.9
2066	724	22	Nestle Switzerland	PR	CHE	WE	941	66.0	77.9	●	1.8	0.8	35.0
2067	442	381	SEMATECH	PR	USA	NA	941	26.7	38.9	▲	1.6	1.0	11.0
2068	443	382	NEC Corporation of America	PR	USA	NA	940	27.8	37.8	●	2.0	0.9	11.0
2069	444	383	Qualcomm Incorporated	PR	USA	NA	940	24.4	58.5	●	2.5	1.0	13.1
2070	725	99	Max Born Institut für Nichtlineare Optik und Kurzzeitspektroskopie	GO	DEU	WE	940	63.9	59.5	▲	1.6	1.0	19.9
2071	445	384	Ball State University	HE	USA	NA	939	15.6	40.6	◆	0.9	0.8	8.2
2072	547	144	Kanazawa Medical University	HE	JPN	AS	939	16.7	53.4	◆	0.8	0.8	14.7

WR/RR/CR World/Region/Country Rank

AF Africa AS Asia EE Eastern Europe LA Latin America ME Middle East NA Northern America OC Oceania WE Western Europe

GO Government HE Higher Education HL Health PR Private OT Others

WR	RR	CR	Organization	Sector	Country	Region	Output	IC(%)	Q1(%)	NI	Spe	Exc	
2073	726	112	Ecole Nationale Supérieure de Chimie de Rennes	HE	FRA	WE	939	54.1	62.9	▲	1.5	0.9	19.8
2074	446	385	Texas Christian University	HE	USA	NA	938	18.2	52.8	▲	1.1	0.8	12.3
2075	116	1	Ss. Cyril and Methodius University of Skopje	HE	MKD	EE	937	46.7	23.9	◆	0.6	0.7	6.0
2076	727	11	University of Stavanger	HE	NOR	WE	937	33.8	39.6	▲	1.3	0.8	7.7
2077	548	206	Anhui University of Technology	HE	CHN	AS	937	14.9	19.4	◆	0.5	0.9	2.4
2078	549	207	Guangzhou University	HE	CHN	AS	936	10.6	19.7	◆	0.6	0.8	4.3
2079	56	10	Tanta University	HE	EGY	ME	935	37.1	37.2	◆	0.8	0.8	7.8
2080	550	49	Asia University, Taiwan	HE	TWN	AS	935	15.7	33.9	◆	0.9	0.8	5.5
2081	447	386	Hartford Hospital	HL	USA	NA	934	13.4	64.2	●	2.0	0.9	21.4
2082	551	208	National Laboratory of Pattern Recognition	GO	CHN	AS	934	18.8	19.6	▲	1.1	0.9	7.6
2083	448	62	University of Northern British Columbia	HE	CAN	NA	933	36.4	54.3	▲	1.1	0.8	13.1
2084	26	2	Universite Mentouri-Constantine	HE	DZA	AF	933	50.5	25.2	◆	0.6	0.8	4.0
2085	117	16	University of West Bohemia	HE	CZE	EE	933	27.7	20.5	◆	0.8	0.9	4.3
2086	728	10	Beaumont Hospital	HL	IRL	WE	933	29.9	60.2	▲	1.5	0.9	19.6
2087	729	87	Universita degli Studi di Cassino	HE	ITA	WE	932	21.1	37.3	▲	1.1	0.8	6.7
2088	552	50	Kaohsiung Veterans General Hospital	HL	TWN	AS	932	10.8	59.4	◆	0.8	0.8	14.3
2089	449	387	Novartis Pharma SA, East Hanover	PR	USA	NA	932	53.0	74.9	●	3.5	0.9	42.8
2090	450	388	St. Joseph's Hospital and Medical Center	HL	USA	NA	932	27.2	67.9	▲	1.5	0.9	27.3
2091	451	389	Eastern Virginia Medical School	HE	USA	NA	932	15.9	70.6	▲	1.5	1.0	22.1
2092	553	209	Renmin University of China	HE	CHN	AS	931	26.2	30.3	◆	0.9	0.8	7.2
2093	730	18	University of Piraeus	HE	GRC	WE	931	26.0	27.3	◆	1.0	0.8	5.6
2094	731	88	Istituti Ortopedici Rizzoli	HL	ITA	WE	931	27.3	66.5	▲	1.2	0.9	24.6
2095	66	55	Australian Defence Force Academy	HE	AUS	OC	930	35.7	38.0	▲	1.0	0.8	5.0
2096	554	210	Xinjiang University	HE	CHN	AS	930	11.0	22.9	◆	0.6	0.8	6.9
2097	732	126	Royal Victoria Hospital	HL	GBR	WE	930	27.5	64.0	▲	1.3	0.9	16.1
2098	555	145	Okayama University of Science	HE	JPN	AS	929	22.9	50.3	◆	0.8	0.8	9.7
2099	733	113	Institut National des Sciences Appliquées de Rouen	HE	FRA	WE	929	39.7	58.6	▲	1.2	0.9	13.6
2100	556	146	National Food Research Institute	GO	JPN	AS	929	20.0	56.4	◆	0.9	0.9	14.8
2101	557	57	Kongju National University	HE	KOR	AS	928	22.5	39.0	◆	0.7	0.8	6.5
2102	734	114	Universite Paris-Est Marne-la-Vallee	HE	FRA	WE	928	41.8	57.9	▲	1.4	0.8	15.4
2103	118	17	Czech University of Life Sciences Prague	HE	CZE	EE	926	16.1	18.3	◆	0.6	0.9	5.3
2104	558	58	Korea Institute of Energy Research	GO	KOR	AS	924	27.4	45.5	▲	1.4	0.9	15.3
2105	452	390	James Madison University	HE	USA	NA	923	22.0	43.8	▲	1.0	0.8	10.7
2106	453	391	Group Health Cooperative	HL	USA	NA	923	13.2	84.8	●	2.8	0.9	34.8
2107	454	392	University of North Dakota	HE	USA	NA	922	19.2	52.3	◆	1.0	0.7	14.5
2108	735	49	Gebze Institute of Technology	HE	TUR	WE	922	36.6	47.3	▲	1.2	0.8	12.9
2109	559	211	Lanzhou Jiaotong University	HE	CHN	AS	922	3.7	15.0	◆	0.7	0.9	4.0
2110	736	89	Spedali Civili di Brescia	GO	ITA	WE	922	20.8	58.4	▲	1.4	0.9	22.8
2111	737	11	National University of Ireland, Maynooth	HE	IRL	WE	921	58.9	47.7	▲	1.4	0.7	15.1
2112	560	7	National University of Science and Technology, Islamabad	HE	PAK	AS	921	35.4	12.9	◆	0.9	0.8	2.0
2113	455	63	Institut National de la Recherche Scientifique	HE	CAN	NA	921	36.4	54.2	▲	1.3	0.8	14.1
2114	67	56	Sir Charles Gairdner Hospital	HL	AUS	OC	920	26.6	67.5	▲	1.7	0.9	19.8
2115	738	115	Universite d'Avignon et des Pays de Vaucluse	HE	FRA	WE	919	40.0	47.8	▲	1.1	0.8	13.4
2116	739	100	Friedrich Loeffler Institutes Bundesforschungsinstitut für Tiergesundheit	GO	DEU	WE	919	40.3	62.0	▲	1.4	0.9	20.5
2117	456	393	California Polytechnic State University, San Luis Obispo	HE	USA	NA	918	18.6	38.9	◆	0.9	0.7	8.1
2118	740	50	Yeditepe University	HE	TUR	WE	918	20.6	30.1	◆	0.9	0.7	8.6
2119	96	46	Instituto Butantan	HL	BRA	LA	917	28.0	48.8	◆	0.7	0.9	12.3
2120	561	54	Jamia Millia Islamia Central University	HE	IND	AS	916	23.5	37.5	◆	0.9	0.7	9.9
2121	97	17	Universidad Autonoma de Baja California	HE	MEX	LA	916	44.4	26.8	◆	0.6	0.7	4.3
2122	741	90	Umberto I Policlinico di Roma	HL	ITA	WE	916	12.3	50.2	▲	1.2	0.9	16.3
2123	562	55	Maulana Azad Medical College	HL	IND	AS	915	7.5	27.4	◆	0.5	0.9	4.9
2124	742	87	Hospital Clinico Universitario Lozano Blesa	HL	ESP	WE	914	12.0	35.6	▲	1.4	0.9	14.1
2125	563	212	State Oceanic Administration	GO	CHN	AS	913	15.1	26.0	◆	0.5	0.9	6.0
2126	27	1	University of Botswana	HE	BWA	AF	912	47.6	28.7	◆	0.6	0.8	6.5
2127	119	1	Academy of Sciences of Moldova	GO	MDA	EE	912	75.7	33.6	◆	0.7	0.9	7.1
2128	743	19	Athens University of Economics and Business	HE	GRC	WE	911	34.3	31.2	▲	1.1	0.9	4.9

WR/RR/CR World/Region/Country Rank

AF Africa AS Asia EE Eastern Europe LA Latin America ME Middle East NA Northern America OC Oceania WE Western Europe

GO Government HE Higher Education HL Health PR Private OT Others

WR	RR	CR	Organization	Sector	Country	Region	Output	IC(%)	Q1(%)	NI	Spe	Exc	
2129	564	8	COMSATS Institute of Information Technology	HE	PAK	AS	911	45.7	33.3	▲	1.3	0.9	6.6
2130	120	20	Ural State Technical University	HE	RUS	EE	911	15.6	11.1	◆	0.3	0.9	2.3
2131	565	213	Henan University of Technology	HE	CHN	AS	910	4.3	11.5	◆	0.5	0.8	2.5
2132	744	116	Ecole des Mines de Nantes	HE	FRA	WE	910	47.3	37.0	▲	1.6	0.8	12.2
2133	745	23	NXP Semiconductors	PR	NLD	WE	910	39.9	39.0	●	1.9	0.9	5.8
2134	566	147	Tokyo University of Agriculture	HE	JPN	AS	909	23.9	50.1	◆	0.7	0.9	12.7
2135	746	12	Instituto Tecnologico e Nuclear	GO	PRT	WE	908	62.9	59.5	◆	0.9	0.9	8.8
2136	457	394	University of Arkansas, Little Rock	HE	USA	NA	906	20.4	43.1	▲	1.3	0.7	11.9
2137	747	117	Agence Nationale de la Securite Sanitaire de l'Alimentation, de l'Environnement et du Travail	HL	FRA	WE	906	34.0	66.0	▲	1.3	0.9	18.4
2138	748	118	Centre Leon-Berard	HL	FRA	WE	905	29.8	57.0	●	2.3	0.9	23.0
2139	749	101	Universitat Trier	HE	DEU	WE	902	41.5	45.9	▲	1.2	0.8	15.2
2140	750	51	Sakarya University	HE	TUR	WE	902	20.7	39.0	▲	1.1	0.8	8.9
2141	751	91	Azienda Ospedaliera di Padova	HL	ITA	WE	902	23.2	59.0	▲	1.3	0.9	24.1
2142	458	395	Jackson Laboratory	HL	USA	NA	902	34.4	85.0	●	1.8	0.9	44.2
2143	752	92	European Atomic Energy Community Italy	GO	ITA	WE	901	62.5	70.3	▲	1.4	1.0	9.5
2144	121	1	Georgian National Academy of Sciences	GO	GEO	EE	900	53.1	27.8	◆	0.6	0.8	6.0
2145	459	396	State University of New York, Downstate Medical Center	HL	USA	NA	900	17.3	69.0	▲	1.7	0.9	20.6
2146	567	59	Seoul National University of Technology	HE	KOR	AS	899	21.1	35.3	◆	0.8	0.7	7.6
2147	753	12	St. Vincent's University Hospital	HL	IRL	WE	898	29.5	63.7	▲	1.6	0.8	21.3
2148	754	20	Evangelismos Hospital	HL	GRC	WE	898	20.3	56.7	◆	0.8	0.9	14.8
2149	568	148	Toyota Technological Institute	HE	JPN	AS	898	18.9	42.8	◆	0.9	0.9	7.1
2150	122	6	Josip Juraj Strossmayer University of Osijek	HE	HRV	EE	897	22.3	23.2	◆	0.4	0.8	2.3
2151	460	64	Health Canada	HL	CAN	NA	897	34.5	65.0	▲	1.4	0.9	24.3
2152	57	22	University of Guilan	HE	IRN	ME	895	15.4	24.1	◆	0.7	0.8	6.6
2153	755	88	Hospital de Sant Joan de Deu de Esplugues de Llobregat	HL	ESP	WE	895	29.7	41.9	▲	1.1	0.9	17.0
2154	123	31	Medical University of Gdansk	HE	POL	EE	893	36.7	47.1	▲	1.4	0.8	15.0
2155	569	214	Wuhan Institute of Technology	HE	CHN	AS	893	8.2	16.0	◆	0.4	0.9	3.0
2156	756	13	Irish Agriculture and Food Development Authority	GO	IRL	WE	893	40.5	57.2	▲	1.4	0.9	17.7
2157	124	21	National University of Science and Technology MISIS	HE	RUS	EE	893	30.4	25.3	◆	0.4	0.9	3.3
2158	757	13	Universidade da Beira Interior	HE	PRT	WE	892	31.2	29.8	▲	1.0	0.7	5.3
2159	461	65	St. Francis Xavier University	HE	CAN	NA	889	59.5	38.3	▲	1.1	0.7	9.2
2160	570	149	Tokyo City University	HE	JPN	AS	889	14.3	24.0	◆	0.8	0.9	4.5
2161	571	56	Jamia Hamdard	HE	IND	AS	889	15.2	32.9	◆	0.7	0.9	11.7
2162	758	93	Ospedale Casa Sollievo della Sofferenza IRCCS	HL	ITA	WE	888	28.5	68.0	●	1.8	0.9	31.9
2163	572	57	Tata Memorial Centre	GO	IND	AS	888	17.5	40.2	◆	0.9	0.9	7.3
2164	759	11	Danish Cancer Society	GO	DNK	WE	887	64.5	89.1	●	2.1	0.9	43.4
2165	125	8	Szent Istvan University	HE	HUN	EE	886	33.2	37.6	◆	0.7	0.9	7.8
2166	462	397	Pennington Biomedical Research Center	HL	USA	NA	886	28.3	80.7	●	2.6	0.9	38.4
2167	98	8	Pontificia Universidad Catolica de Valparaiso	HE	CHL	LA	885	46.3	35.3	◆	0.7	0.8	6.8
2168	573	215	Ludong University	HE	CHN	AS	885	4.0	20.7	◆	0.5	0.8	2.2
2169	126	2	National Academy of Sciences of Armenia	GO	ARM	EE	884	42.4	26.8	◆	0.4	0.8	4.1
2170	574	216	Shenyang Ligong University	HE	CHN	AS	884	3.5	7.9	◆	0.3	0.9	0.7
2171	575	217	Dalian Jiaotong University	HE	CHN	AS	883	7.4	16.4	◆	0.5	0.8	3.1
2172	760	127	Napier University	HE	GBR	WE	882	31.4	40.4	▲	1.2	0.8	9.0
2173	761	94	Azienda Ospedaliera San Paolo	HL	ITA	WE	879	27.2	62.7	▲	1.3	0.8	18.7
2174	463	66	Children's Hospital of Eastern Ontario	HL	CAN	NA	879	33.2	58.8	●	2.1	0.9	24.6
2175	576	51	National University of Kaohsiung	HE	TWN	AS	878	8.2	39.5	◆	0.9	0.8	6.5
2176	577	58	Bharathidasan University	HE	IND	AS	877	32.6	31.9	◆	0.7	0.8	8.2
2177	762	102	Leibniz Institut fur Polymerforschung Dresden	GO	DEU	WE	877	47.8	66.3	▲	1.6	0.9	22.4
2178	464	398	Appalachian State University	HE	USA	NA	876	14.3	42.4	◆	0.9	0.8	9.1
2179	578	218	Sichuan Normal University	HE	CHN	AS	874	12.0	23.0	◆	0.6	0.9	4.5
2180	99	18	Colegio de Postgraduados	HE	MEX	LA	874	33.4	20.6	◆	0.4	1.0	2.5
2181	763	119	Universite Paris Dauphine	HE	FRA	WE	873	38.7	38.8	▲	1.1	0.9	6.1
2182	764	89	Hospital General Universitario de Alicante	HL	ESP	WE	872	13.0	35.0	▲	1.2	0.9	13.9
2183	765	12	Statens Serum Institut	HL	DNK	WE	872	51.0	75.6	▲	1.7	0.9	34.3

WR/RR/CR World/Region/Country Rank

AF Africa AS Asia EE Eastern Europe LA Latin America ME Middle East NA Northern America OC Oceania WE Western Europe

GO Government HE Higher Education HL Health PR Private OT Others

WR	RR	CR	Organization	Sector	Country	Region	Output	IC(%)	Q1(%)	NI	Spe	Exc	
2184	465	399	Southern Illinois University Edwardsville	HE	USA	NA	871	12.4	38.1	◆	0.9	0.7	8.3
2185	579	219	Shandong Institute of Light Industry	HE	CHN	AS	871	8.7	20.2	◆	0.5	0.8	3.1
2186	28	4	University of Benin	HE	NGA	AF	869	12.1	12.8	◆	0.3	0.8	2.7
2187	580	150	Chiba Institute of Technology	HE	JPN	AS	869	14.8	29.1	◆	0.7	0.8	3.9
2188	581	12	Ramathibodi Hospital	HL	THA	AS	869	25.1	39.1	◆	0.9	0.9	10.0
2189	68	57	Flinders Medical Centre	HL	AUS	OC	869	32.6	68.9	●	2.2	0.9	27.6
2190	582	151	Tokushima Bunri University	HE	JPN	AS	869	20.5	58.8	◆	0.9	0.9	16.9
2191	58	23	Razi University	HE	IRN	ME	868	15.0	36.4	◆	0.9	0.8	13.4
2192	583	152	Kyoto Pharmaceutical University	HE	JPN	AS	867	17.1	62.9	▲	1.0	0.9	24.5
2193	466	400	Detroit Medical Center	HL	USA	NA	866	18.6	59.6	▲	1.6	0.9	21.1
2194	584	220	Jiangxi University of Science and Technology	HE	CHN	AS	865	4.1	11.0	◆	0.5	0.9	3.5
2195	585	60	Andong National University	HE	KOR	AS	863	31.6	42.0	◆	0.8	0.8	7.8
2196	127	5	Technical University of Kosice	HE	SVK	EE	863	34.1	14.7	◆	0.6	0.8	3.1
2197	586	61	Changwon National University	HE	KOR	AS	863	38.0	37.2	◆	0.9	0.8	5.3
2198	587	221	Beijing Union University	HE	CHN	AS	862	9.3	5.5	◆	0.4	0.8	0.9
2199	588	153	University of Aizu	HE	JPN	AS	861	40.7	14.2	◆	0.9	0.9	4.4
2200	589	52	Chinese Culture University	HE	TWN	AS	859	11.8	40.2	◆	0.8	0.8	7.1
2201	590	7	Singapore-MIT Alliance	HE	SGP	AS	858	54.3	70.2	●	1.9	0.8	21.7
2202	591	53	Chi Mei Medical Center	HL	TWN	AS	857	8.8	60.3	◆	0.8	0.8	12.6
2203	467	401	Long Island University	HE	USA	NA	856	14.7	50.6	◆	0.8	0.8	9.6
2204	592	222	Zhengzhou University of Light Industry	HE	CHN	AS	856	5.5	15.0	◆	0.6	0.9	3.0
2205	766	13	Roskilde University	HE	DNK	WE	855	36.7	57.7	▲	1.2	0.8	14.3
2206	100	47	Instituto Tecnológico de Aeronautica	HE	BRA	LA	854	23.8	30.8	◆	0.8	0.8	5.3
2207	468	67	Institut Universitaire de Cardiologie et de Pneumologie de Quebec	HL	CAN	NA	854	30.7	71.0	●	2.9	0.9	25.8
2208	593	54	Chung-Hua University	HE	TWN	AS	853	8.0	26.5	▲	1.0	0.8	5.6
2209	767	90	Hospital de Cruces	HL	ESP	WE	853	17.7	42.2	▲	1.1	0.9	14.9
2210	768	21	Karlstad University	HE	SWE	WE	852	38.0	42.5	▲	1.2	0.7	9.9
2211	769	128	University of Huddersfield	HE	GBR	WE	852	29.7	46.5	▲	1.2	0.8	10.3
2212	770	1	Universite du Luxembourg	HE	LUX	WE	852	68.8	33.9	▲	1.4	0.8	8.2
2213	128	18	University Hospital in Olomouc	HL	CZE	EE	852	9.0	17.7	◆	0.3	0.9	3.4
2214	69	58	Concord Repatriation General Hospital	HL	AUS	OC	851	32.9	71.8	▲	1.5	0.8	23.0
2215	129	22	Moscow Power Engineering Institute, Technical University	HE	RUS	EE	851	15.6	8.1	◆	0.3	0.9	1.1
2216	101	12	Universidad Nacional de San Luis	HE	ARG	LA	850	39.9	48.5	◆	0.7	0.8	9.9
2217	469	402	Western Washington University	HE	USA	NA	849	26.2	55.0	▲	1.3	0.8	11.9
2218	470	68	Alberta Health Services	HL	CAN	NA	848	30.3	68.2	●	2.3	0.8	25.8
2219	771	91	Institut d'Investigacio Biomedica de Bellvitge	HL	ESP	WE	846	33.6	71.4	●	2.3	0.9	27.3
2220	130	23	Novosibirsk State Technical University	HE	RUS	EE	846	11.7	6.5	◆	0.4	0.9	1.0
2221	594	1	University of Dhaka	HE	BGD	AS	845	46.8	26.0	◆	0.8	0.8	8.1
2222	772	17	Lappeenranta University of Technology	HE	FIN	WE	845	30.4	32.0	▲	1.0	0.8	6.8
2223	471	403	University of Michigan, Dearborn	HE	USA	NA	844	25.7	39.3	▲	1.3	0.8	8.1
2224	773	14	Instituto Nacional dos Recursos Biologicos	GO	PRT	WE	844	36.1	47.9	▲	1.0	0.9	12.0
2225	472	404	Towson University	HE	USA	NA	844	13.0	41.4	◆	0.9	0.9	6.8
2226	70	12	Christchurch Hospital	HL	NZL	OC	843	30.0	63.8	▲	1.2	0.8	15.8
2227	774	92	Complejo Hospitalario Regional Virgen Macarena	HL	ESP	WE	843	12.0	37.8	◆	0.9	0.9	14.1
2228	595	223	Wuhan University of Science and Engineering	HE	CHN	AS	842	7.8	9.5	◆	0.5	0.8	1.1
2229	596	55	National Cheng Kung University Hospital	HL	TWN	AS	842	11.2	59.3	▲	1.1	0.9	13.0
2230	473	405	AT&T Labs Research	PR	USA	NA	842	33.1	43.8	●	2.5	0.9	11.4
2231	597	62	Kunsan National University	HE	KOR	AS	841	20.6	32.9	◆	0.8	0.8	6.8
2232	775	15	Hospital de Sao Joao	HL	PRT	WE	840	26.4	49.4	▲	1.1	0.9	14.5
2233	474	406	SAIC-Frederick, Inc.	PR	USA	NA	840	36.7	88.9	●	2.2	0.9	38.7
2234	59	24	Shahid Bahonar University of Kerman	HE	IRN	ME	839	17.4	25.9	◆	0.8	0.7	4.2
2235	776	52	Fatih University	HE	TUR	WE	839	19.0	37.1	◆	0.9	0.7	6.7
2236	598	63	Korea Institute of Geoscience and Mineral Resources	GO	KOR	AS	838	32.6	42.5	◆	0.9	0.9	7.6
2237	599	8	International Islamic University Malaysia	HE	MYS	AS	836	25.2	19.0	◆	0.6	0.8	1.8
2238	131	6	University of Kragujevac	HE	SRB	EE	836	40.4	28.1	◆	0.8	0.8	6.7
2239	600	56	Taipei City Hospital	HL	TWN	AS	836	10.1	62.2	◆	1.0	0.8	11.7
2240	777	129	Derriford Hospital	HL	GBR	WE	836	13.4	51.3	◆	0.8	0.9	11.5

WR/RR/CR World/Region/Country Rank

AF Africa AS Asia EE Eastern Europe LA Latin America ME Middle East NA Northern America OC Oceania WE Western Europe

GO Government HE Higher Education HL Health PR Private OT Others

WR	RR	CR	Organization	Sector	Country	Region	Output	IC(%)	Q1(%)	NI	Spe	Exc	
2241	475	407	State University of New York, College of Environmental Science and Forestry	HE	USA	NA	836	28.6	62.8	▲	1.2	0.9	16.8
2242	601	64	Korea Institute for Advanced Study	GO	KOR	AS	836	46.8	52.0	▲	1.4	1.0	12.1
2243	602	224	Jimei University	HE	CHN	AS	835	10.4	17.4	◆	0.6	0.8	3.0
2244	476	408	Ford Motor Company	GO	USA	NA	834	30.1	37.5	▲	1.7	0.9	10.4
2245	60	25	Bu-Ali Sina University	HE	IRN	ME	833	11.2	29.5	◆	0.9	0.8	16.9
2246	778	120	Universite Vincennes-Saint-Denis, Paris 8	HE	FRA	WE	833	17.9	15.7	◆	0.6	0.9	2.4
2247	61	11	Helwan University Cairo	HE	EGY	ME	832	31.0	24.5	◆	0.6	0.8	3.4
2248	477	409	University of Tulsa	HE	USA	NA	831	19.0	39.4	◆	0.9	0.7	8.2
2249	779	95	Universita degli Studi Mediterranea di Reggio Calabria	HE	ITA	WE	831	14.6	41.8	▲	1.0	0.8	9.0
2250	478	410	Louisiana State University Agricultural Center	GO	USA	NA	831	20.8	50.1	◆	0.8	0.9	6.7
2251	603	154	Rikkyo University	HE	JPN	AS	830	36.9	52.4	▲	1.0	0.8	16.1
2252	780	96	Azienda Ospedaliera Universitaria Pisana	HL	ITA	WE	830	17.5	54.1	▲	1.1	0.9	14.1
2253	479	411	Clark University	HE	USA	NA	829	30.3	58.3	▲	1.5	0.8	15.7
2254	102	48	Universidade Federal de Ouro Preto	HE	BRA	LA	829	23.4	33.3	◆	0.7	0.8	6.3
2255	604	8	Tan Tock Seng Hospital	HL	SGP	AS	829	26.7	64.5	▲	1.0	0.9	13.2
2256	781	97	Azienda Ospedaliera San Gerardo Monza	HL	ITA	WE	829	22.8	67.6	●	2.2	0.9	21.1
2257	782	121	Universite de Toulouse-Le Mirail Toulouse II	HE	FRA	WE	828	19.4	20.8	◆	0.6	0.9	2.3
2258	783	130	University of Wales Institute, Cardiff	HE	GBR	WE	826	28.8	47.1	▲	1.5	0.8	19.6
2259	605	225	Henan Agricultural University	HE	CHN	AS	826	10.2	20.7	◆	0.4	0.9	2.5
2260	784	131	Goldsmiths, University of London	HE	GBR	WE	826	23.2	47.7	▲	1.3	0.9	9.3
2261	62	2	American University of Sharjah	HE	ARE	ME	825	54.2	32.9	◆	0.8	0.8	4.2
2262	71	59	Southern Cross University	HE	AUS	OC	825	30.1	46.7	▲	1.1	0.8	11.3
2263	785	98	Ospedale Niguarda	HL	ITA	WE	825	22.2	54.9	▲	1.6	0.9	23.2
2264	786	122	Centre de Recherche des Cordeliers	GO	FRA	WE	825	35.4	70.6	▲	1.6	0.9	26.8
2265	132	5	Lviv Polytechnic National University	HE	UKR	EE	825	29.1	11.9	◆	0.4	0.9	0.6
2266	480	69	BC Children's Hospital and Sunny Hill Health Centre for Children Vancouver	HL	CAN	NA	824	35.7	61.3	▲	1.5	0.9	22.5
2267	787	103	Senckenberg Forschungsinstitut und Naturmuseum	GO	DEU	WE	824	55.3	45.4	▲	1.1	0.9	10.8
2268	788	99	Universita degli Studi del Molise	HE	ITA	WE	823	23.3	60.0	◆	0.9	0.7	13.0
2269	789	17	University of Mons	HE	BEL	WE	821	67.7	67.6	▲	1.6	0.8	27.7
2270	606	226	Nanjing Forestry University	HE	CHN	AS	821	19.4	14.6	◆	0.3	0.8	1.3
2271	790	24	St. Antonius Hospital	HL	NLD	WE	819	20.8	69.1	●	2.0	0.9	23.3
2272	133	32	Tadeusz Kosciuszko Cracow University of Technology	HE	POL	EE	818	24.6	30.6	◆	0.7	0.8	4.2
2273	481	70	Royal Military College of Canada	HE	CAN	NA	818	34.7	45.7	▲	1.3	0.8	9.3
2274	791	123	Conservatoire National des Arts et Metiers	HE	FRA	WE	817	32.0	39.7	▲	1.1	0.7	11.4
2275	792	16	Instituto Politecnico do Porto	HE	PRT	WE	817	19.8	30.2	▲	1.1	0.8	6.4
2276	793	124	Universite Paul Verlaine - Metz	HE	FRA	WE	816	55.3	55.8	▲	1.3	0.8	13.0
2277	72	13	GNS Science	PR	NZL	OC	816	62.4	73.4	▲	1.6	0.9	18.3
2278	607	59	Birla Institute of Technology and Science	HE	IND	AS	814	16.8	40.9	▲	1.2	0.8	10.9
2279	63	15	Shaare Zedek Medical Center	HL	ISR	ME	814	25.3	73.5	▲	1.1	0.9	17.3
2280	134	19	Charles University Hospital in Pilsen	HL	CZE	EE	813	23.4	24.9	◆	0.6	0.9	8.0
2281	482	412	University of North Florida	HE	USA	NA	811	14.1	39.1	◆	0.8	0.7	4.7
2282	483	413	Hofstra University	HE	USA	NA	811	18.6	40.1	◆	0.9	0.8	8.1
2283	135	6	National Technical University of Ukraine - Kyiv Polytechnic Institute	HE	UKR	EE	811	29.8	11.8	◆	0.5	0.9	2.2
2284	608	2	Bangladesh University of Engineering and Technology	HE	BGD	AS	810	39.0	23.0	◆	0.8	0.8	3.3
2285	609	227	China West Normal University	HE	CHN	AS	810	7.7	20.3	◆	0.7	0.9	5.6
2286	136	4	Slovenian NMR Centre	GO	SVN	EE	810	50.1	67.0	▲	1.3	0.9	23.0
2287	794	100	Universita Commerciale Luigi Bocconi	HE	ITA	WE	810	47.0	53.3	▲	1.6	0.9	11.4
2288	610	155	Hoshi University	HE	JPN	AS	810	14.7	59.4	▲	1.1	0.9	19.8
2289	484	71	Perimeter Institute for Theoretical Physics	OT	CAN	NA	810	68.8	56.4	●	2.6	1.0	30.3
2290	611	60	Punjabi University	HE	IND	AS	809	10.1	26.6	◆	0.6	0.8	7.9
2291	103	49	Universidade Federal de Mato Grosso do Sul	HE	BRA	LA	808	14.2	21.9	◆	0.6	0.8	5.1
2292	795	125	Institut Pasteur de Lille	HL	FRA	WE	806	54.2	76.1	●	2.5	0.9	43.9
2293	612	61	Seth Gordhandas Sunderdas Medical College and King Edward Memorial Hospital	HL	IND	AS	806	13.9	31.5	◆	0.7	0.9	6.2

WR/RR/CR World/Region/Country Rank

AF Africa AS Asia EE Eastern Europe LA Latin America ME Middle East NA Northern America OC Oceania WE Western Europe

GO Government HE Higher Education HL Health PR Private OT Others

WR	RR	CR	Organization	Sector	Country	Region	Output	IC(%)	Q1(%)	NI	Spe	Exc	
2294	796	25	Royal Netherlands Institute for Sea Research	GO	NLD	WE	806	67.0	82.6	●	2.0	0.9	31.1
2295	485	414	Northshore University HealthSystem	HL	USA	NA	805	18.5	76.2	●	2.7	0.9	31.7
2296	137	20	Institute for Clinical and Experimental Medicine	HL	CZE	EE	805	26.1	39.5	▲	1.3	0.9	13.0
2297	486	415	College of Charleston	HE	USA	NA	803	22.7	48.7	◆	1.0	0.8	11.2
2298	487	416	New York University Hospital for Joint Diseases	HL	USA	NA	803	18.7	59.7	▲	1.4	1.0	20.4
2299	488	417	Nova Southeastern University, Estados Unidos	HE	USA	NA	802	20.0	41.3	▲	1.0	0.8	12.6
2300	104	13	Universidad Nacional del Comahue	HE	ARG	LA	802	40.0	36.2	◆	1.0	0.8	9.2
2301	138	10	Carol Davila University of Medicine and Pharmacy	HE	ROU	EE	802	22.9	22.3	◆	0.6	0.9	8.0
2302	797	14	Mater Misericordiae University Hospital	HL	IRL	WE	802	39.8	61.7	▲	1.4	0.9	18.0
2303	798	126	Centre Hospitalier Universitaire de Reims	HL	FRA	WE	801	17.9	45.2	▲	1.2	0.9	16.4
2304	489	418	Jackson State University	HE	USA	NA	800	35.1	51.6	◆	1.0	0.8	15.1
2305	105	50	Universidade Federal de Mato Grosso	HE	BRA	LA	799	15.6	20.0	◆	0.5	0.8	2.8
2306	64	26	Urmia University	HE	IRN	ME	799	15.8	20.5	◆	0.6	0.8	4.0
2307	139	33	Rzeszow University of Technology	HE	POL	EE	799	23.5	34.4	◆	0.6	0.8	2.9
2308	613	228	Sun Yat-sen University Cancer Center	HL	CHN	AS	798	18.6	40.0	◆	0.7	0.9	11.3
2309	799	93	Institut de Ciencies Fotoniques	GO	ESP	WE	798	64.8	67.3	●	1.8	1.0	21.7
2310	140	34	University of Life Sciences in Poznan	HE	POL	EE	797	23.1	29.7	◆	0.6	0.9	6.5
2311	614	229	Beijing Institute of Aeronautical Materials	PR	CHN	AS	797	2.9	11.4	◆	0.3	1.0	0.8
2312	800	53	Ataturk Training and Research Hospital	HL	TUR	WE	796	5.8	33.3	◆	0.4	0.9	3.1
2313	615	62	Inter-University Accelerator Centre	GO	IND	AS	793	38.1	64.2	◆	0.8	1.0	5.2
2314	141	1	University of Sarajevo	HE	BIH	EE	792	28.2	15.3	◆	0.4	0.8	4.2
2315	801	132	Aintree University Hospitals NHS Trust	HL	GBR	WE	792	15.4	54.2	●	1.8	0.9	16.5
2316	802	101	Istituto Auxologico Italiano IRCCS	HL	ITA	WE	791	31.1	67.8	●	2.4	0.9	32.2
2317	616	63	PSG College of Technology	HE	IND	AS	790	6.0	14.3	◆	0.4	0.9	2.8
2318	617	230	Naval Aeronautical Engineering Academy	HE	CHN	AS	789	0.8	2.5	◆	0.3	0.9	0.8
2319	618	64	VIT University	HE	IND	AS	788	21.7	25.3	◆	0.8	0.8	3.7
2320	803	16	Paracelsus Medizinische Privatuniversitat	HE	AUT	WE	788	51.1	63.2	▲	1.6	0.9	19.4
2321	29	13	Agricultural Research Council	GO	ZAF	AF	788	46.8	36.4	◆	0.8	0.9	9.1
2322	30	14	University of South Africa	HE	ZAF	AF	787	26.7	22.4	◆	0.6	0.9	1.4
2323	804	133	The Macaulay Land Use Research Institute	OT	GBR	WE	787	47.4	76.8	▲	1.6	0.9	24.5
2324	805	134	Culham Centre for Fusion Energy	GO	GBR	WE	787	75.1	78.0	▲	1.6	1.0	14.0
2325	619	231	Yangtze University	HE	CHN	AS	786	5.7	9.4	◆	0.4	0.8	2.3
2326	620	232	Jiangsu University of Science and Technology	HE	CHN	AS	786	8.9	10.4	◆	0.4	0.9	1.5
2327	142	35	Bialystok University of Technology	HE	POL	EE	786	16.9	15.7	◆	0.6	0.9	1.8
2328	806	23	IBM Zurich Research Laboratory	PR	CHE	WE	786	60.4	49.2	●	2.8	0.9	18.5
2329	807	94	Corporacio Sanitaria Parc Tauli	HL	ESP	WE	786	16.4	38.6	▲	1.2	0.9	16.0
2330	490	72	Institute for Clinical Evaluative Sciences	HL	CAN	NA	786	23.2	71.1	●	3.0	0.9	31.0
2331	808	18	Universitair Ziekenhuis Brussel	HL	BEL	WE	786	33.1	63.4	▲	1.4	0.9	21.1
2332	809	104	European Aeronautic Defence and Space Company	PR	DEU	WE	785	41.0	20.4	▲	1.2	0.9	3.4
2333	491	419	Baruch College, City University of New York	HE	USA	NA	785	17.1	53.1	▲	1.3	0.9	10.6
2334	65	3	Hashemite University	HE	JOR	ME	784	43.9	34.8	◆	0.8	0.8	6.4
2335	810	17	Centro Hospitalar de Lisboa Norte	HL	PRT	WE	784	29.7	50.1	▲	1.2	0.9	15.8
2336	621	9	Singapore Management University	HE	SGP	AS	784	67.4	47.7	▲	1.5	0.9	8.8
2337	811	22	Swedish Institute for Infectious Disease Control	HL	SWE	WE	784	58.8	73.9	▲	1.5	0.9	31.4
2338	622	65	Karnatak University	HE	IND	AS	783	17.5	35.3	◆	0.9	0.8	12.9
2339	492	420	Ohio State University, Wooster	HE	USA	NA	783	33.1	69.1	▲	1.3	0.9	21.8
2340	812	24	Schweizerisches Tropeninstitut	GO	CHE	WE	783	82.6	79.6	●	2.1	0.9	33.3
2341	493	421	Western Kentucky University	HE	USA	NA	782	17.9	40.4	▲	1.0	0.8	8.3
2342	494	422	Georgia Southern University	HE	USA	NA	782	33.4	39.6	◆	1.0	0.8	9.2
2343	495	73	Queen Elizabeth II Health Sciences Centre	HL	CAN	NA	782	23.9	59.2	●	2.1	0.9	22.5
2344	813	19	Belgian Nuclear Research Centre	GO	BEL	WE	782	63.7	53.3	▲	1.1	0.9	8.3
2345	496	423	Dow Chemical Company	PR	USA	NA	781	25.0	45.3	◆	0.8	0.9	10.2
2346	497	424	Kennedy Krieger Institute	HL	USA	NA	781	17.4	67.9	●	1.8	0.9	33.7
2347	814	102	Istituto Nazionale di Ricerca Metrologica	GO	ITA	WE	781	35.2	49.2	▲	1.0	0.9	5.1
2348	815	103	Fondazione Don Carlo Gnocchi IRCCS	HL	ITA	WE	780	19.6	58.1	▲	1.1	0.9	16.5
2349	816	25	Universitat St. Gallen	HE	CHE	WE	779	40.8	33.9	▲	1.5	0.9	8.9
2350	73	60	Monash Medical Centre	HL	AUS	OC	778	24.9	72.4	▲	1.5	0.9	27.1

WR/RR/CR World/Region/Country Rank

AF Africa AS Asia EE Eastern Europe LA Latin America ME Middle East NA Northern America OC Oceania WE Western Europe

GO Government HE Higher Education HL Health PR Private OT Others

WR	RR	CR	Organization	Sector	Country	Region	Output	IC(%)	Q1(%)	NI	Spe	Exc	
2351	498	425	Baylor Health Care System	HL	USA	NA	778	22.9	78.4	●	2.4	0.9	28.9
2352	499	426	University of Texas, Pan American	HE	USA	NA	777	27.3	41.6	▲	1.2	0.8	8.6
2353	817	95	Hospital Universitario San Cecilio	HL	ESP	WE	776	12.1	37.1	◆	0.9	0.9	13.8
2354	500	74	IWK Health Centre	HL	CAN	NA	776	27.1	57.1	▲	1.4	0.9	18.2
2355	818	127	Thales, S.A.	PR	FRA	WE	776	39.1	36.9	▲	1.0	0.9	7.1
2356	501	427	Ames Laboratory	GO	USA	NA	776	34.2	79.3	▲	1.6	0.9	21.5
2357	623	66	Bengal Engineering and Science University, Shibpur	HE	IND	AS	774	22.1	39.4	◆	0.9	0.8	6.2
2358	624	57	National Nano Device Laboratories Taiwan	GO	TWN	AS	774	7.2	58.8	◆	0.9	0.9	6.5
2359	502	75	Ottawa Health Research Institute	HL	CAN	NA	773	40.2	79.8	●	2.4	0.8	35.8
2360	819	135	Brighton and Sussex University Hospitals NHS Trust	HL	GBR	WE	773	13.6	54.9	▲	1.1	0.9	13.2
2361	143	11	University of Craiova	HE	ROU	EE	773	23.2	10.7	◆	0.8	0.9	2.3
2362	144	36	Children's Memorial Health Institute	HL	POL	EE	772	24.7	31.7	◆	0.8	0.9	10.8
2363	503	428	Wesleyan University, Middletown	HE	USA	NA	771	33.9	70.8	▲	1.3	0.8	24.6
2364	504	429	University of Colorado, Colorado Springs	HE	USA	NA	771	23.5	41.8	▲	1.1	0.8	8.2
2365	625	65	Kyungnam University	HE	KOR	AS	771	41.6	24.5	◆	0.8	0.8	5.7
2366	820	14	Copenhagen Business School	HE	DNK	WE	770	43.3	40.9	▲	1.5	0.9	7.8
2367	505	430	California State University, Los Angeles	HE	USA	NA	768	24.1	50.4	▲	1.0	0.7	12.5
2368	821	26	Plant Research International	GO	NLD	WE	767	59.6	69.6	▲	1.7	0.9	28.8
2369	822	128	Ecole Nationale Veterinaire, Agroalimentaire et de l'Alimentation de Nantes-Atlantique	HE	FRA	WE	767	30.4	52.5	◆	1.0	0.9	14.5
2370	626	233	Guilin University of Technology	HE	CHN	AS	766	4.6	18.9	◆	0.5	0.9	4.7
2371	823	17	International Atomic Energy Agency	GO	AUT	WE	766	79.6	42.4	◆	1.0	0.9	12.8
2372	506	431	North Shore University Hospital	HL	USA	NA	765	17.3	66.8	▲	1.7	0.8	26.1
2373	824	96	Instituto Nacional de Tecnica Aeroespacial Esteban Terradas	GO	ESP	WE	765	54.6	62.1	▲	1.1	0.9	17.5
2374	145	24	D. Mendeleev University of Chemical Technology	HE	RUS	EE	765	19.6	12.6	◆	0.3	0.9	1.8
2375	146	25	Saint Petersburg State Institute of Technology, Technical University	HE	RUS	EE	765	17.4	7.5	◆	0.3	0.9	2.0
2376	825	27	FOM Institute for Atomic and Molecular Physics	GO	NLD	WE	765	62.0	77.1	●	2.2	0.9	31.1
2377	507	432	University of Houston, Clear Lake	HE	USA	NA	764	21.5	36.5	▲	1.4	0.8	11.4
2378	106	51	Universidade Tecnologica Federal do Parana	HE	BRA	LA	764	19.2	18.3	◆	0.6	0.8	2.2
2379	826	129	Centre Hospitalier Universitaire de Limoges	HL	FRA	WE	764	15.7	47.1	▲	1.5	0.8	18.3
2380	107	52	Universidade Federal de Alagoas	HE	BRA	LA	763	30.4	36.6	◆	0.7	0.7	7.2
2381	827	136	Robert Gordon University	HE	GBR	WE	763	27.0	42.7	▲	1.2	0.8	13.1
2382	627	234	China Electric Power Research Institute	GO	CHN	AS	763	2.2	1.8	◆	0.9	1.0	5.1
2383	828	18	Austrian Institute of Technology	GO	AUT	WE	762	47.1	45.0	▲	1.4	0.8	13.4
2384	147	2	Ivane Javakishvili Tbilisi State University	HE	GEO	EE	762	49.9	27.6	◆	0.6	0.8	5.6
2385	74	14	Lincoln University, Lincoln	HE	NZL	OC	762	52.6	55.6	▲	1.3	0.9	16.3
2386	148	37	University of Agriculture in Krakow	HE	POL	EE	761	23.4	33.0	◆	0.6	0.9	5.3
2387	628	67	National Institute of Mental Health and Neuro Sciences	HE	IND	AS	761	19.1	49.5	◆	0.8	0.9	12.4
2388	629	1	University of Peradeniya	HE	LKA	AS	759	58.6	42.2	◆	0.8	0.8	8.3
2389	630	235	Anhui University of Science and Technology	HE	CHN	AS	759	3.4	6.7	◆	0.5	0.9	1.8
2390	508	433	Whitehead Institute for Biomedical Research	GO	USA	NA	759	33.5	95.3	●	5.7	0.9	64.4
2391	829	137	Alder Hey Children's NHS Foundation Trust	HL	GBR	WE	758	28.5	60.7	▲	1.0	0.9	13.2
2392	631	68	Bangalore University	HE	IND	AS	757	11.8	30.1	◆	0.6	0.8	6.5
2393	632	69	Madurai Kamaraj University	HE	IND	AS	757	21.3	32.4	◆	0.6	0.8	6.9
2394	830	130	Centre Hospitalier Sainte Anne	HL	FRA	WE	757	16.0	32.4	▲	1.5	0.9	14.4
2395	633	66	Keimyung University	HE	KOR	AS	754	17.1	42.2	◆	0.7	0.7	10.7
2396	509	434	J. Craig Venter Institute	HL	USA	NA	754	49.6	90.1	●	3.1	0.9	54.6
2397	634	236	China Institute of Water Resources and Hydropower Research	GO	CHN	AS	754	10.2	8.8	◆	0.4	0.9	1.1
2398	510	435	Montclair State University	HE	USA	NA	753	19.1	47.0	◆	1.0	0.7	10.0
2399	511	436	University of California, Merced	HE	USA	NA	753	32.4	69.1	▲	1.6	0.7	22.3
2400	66	4	Al-Balqa Applied University	HE	JOR	ME	753	31.2	22.8	◆	0.8	0.8	4.7
2401	831	97	Institut d'Estudis Espacials de Catalunya	GO	ESP	WE	753	71.1	60.6	●	3.2	1.0	24.8
2402	635	58	National Kaohsiung University of Applied Sciences	HE	TWN	AS	752	16.2	36.6	▲	1.0	0.9	7.6

WR/RR/CR World/Region/Country Rank

AF Africa AS Asia EE Eastern Europe LA Latin America ME Middle East NA Northern America OC Oceania WE Western Europe

GO Government HE Higher Education HL Health PR Private OT Others

WR	RR	CR	Organization	Sector	Country	Region	Output	IC(%)	Q1(%)	NI	Spe	Exc	
2403	636	237	Anhui Medical University	HE	CHN	AS	752	22.2	42.7	◆	0.8	0.9	11.6
2404	832	98	Complejo Asistencial Son Dureta	HL	ESP	WE	752	14.8	45.0	▲	1.6	0.9	20.2
2405	833	12	Norwegian School of Veterinary Science	HE	NOR	WE	751	48.1	69.1	▲	1.4	0.9	22.4
2406	637	59	Changhua Christian Hospital	HL	TWN	AS	750	13.1	52.3	◆	0.8	0.8	11.1
2407	638	238	Civil Aviation University of China	HE	CHN	AS	750	3.3	10.0	◆	0.4	0.9	1.2
2408	639	70	University of Lucknow	HE	IND	AS	749	12.7	31.6	◆	0.6	0.8	4.1
2409	640	13	Thammasat University	HE	THA	AS	748	35.0	39.2	◆	1.0	0.7	10.2
2410	834	138	Microsoft Research Cambridge	PR	GBR	WE	748	58.0	34.2	●	3.1	0.9	15.8
2411	31	1	University of Ghana	HE	GHA	AF	747	61.7	45.0	▲	1.0	0.8	12.2
2412	835	2	Eastern Mediterranean University	HE	CYP	WE	747	31.5	26.0	◆	0.8	0.8	4.3
2413	836	131	Institut Pierre Simon Laplace	GO	FRA	WE	747	66.7	74.3	●	1.8	1.0	28.9
2414	108	1	Universidad Peruana Cayetano Heredia	HE	PER	LA	746	75.5	59.4	▲	1.4	0.9	19.2
2415	512	437	Hennepin County Medical Center	HL	USA	NA	746	14.8	77.6	●	2.2	0.9	30.3
2416	513	438	Halliburton Energy Services Group	PR	USA	NA	746	17.3	3.1	◆	0.2	1.0	1.1
2417	837	132	Centre Hospitalaire Universitaire de Saint-Etienne	HL	FRA	WE	745	22.6	42.8	▲	1.4	0.9	18.5
2418	838	104	Istituto Nazionale dei Tumori Fondazione Giovanni Pascale IRCCS	HL	ITA	WE	745	33.2	72.4	▲	1.4	0.9	28.7
2419	149	7	University Hospital Sisters of Mercy	HL	HRV	EE	745	11.0	35.0	◆	0.6	0.9	4.2
2420	514	439	Florida Agricultural & Mechanical University	HE	USA	NA	744	21.6	45.3	▲	1.2	0.7	11.0
2421	515	76	Acadia University	HE	CAN	NA	744	32.0	41.4	◆	0.8	0.8	6.2
2422	109	14	Universidad Nacional de Cuyo	HE	ARG	LA	744	35.0	45.0	◆	0.9	0.8	11.7
2423	641	239	Harbin Normal University	HE	CHN	AS	744	12.9	23.0	◆	0.6	0.8	4.0
2424	839	2	Landspítali National University Hospital	HL	ISL	WE	744	62.6	68.0	●	2.6	0.8	29.4
2425	516	440	Scripps Health	HL	USA	NA	744	16.9	73.8	●	2.1	0.9	25.4
2426	517	441	City University of New York, Brooklyn College	HE	USA	NA	743	26.4	51.7	▲	1.0	0.7	11.2
2427	840	105	Azienda Ospedaliera di Parma	HL	ITA	WE	743	21.8	58.3	●	1.9	0.9	21.3
2428	642	156	National Institute for Basic Biology	GO	JPN	AS	741	33.3	84.6	▲	1.7	0.9	42.8
2429	32	5	University of Nigeria	HE	NGA	AF	740	21.8	22.2	◆	0.4	0.8	2.8
2430	150	26	Ural State University Named After A.M.Gor'ky	HE	RUS	EE	740	29.9	23.0	◆	0.5	0.9	3.5
2431	643	71	Chaudhary Charan Singh Haryana Agricultural University	HE	IND	AS	740	12.6	11.6	◆	0.3	0.9	3.0
2432	110	9	Universidad Catolica del Norte	HE	CHL	LA	739	58.7	45.2	◆	0.8	0.8	6.9
2433	841	133	Telecom Bretagne	HE	FRA	WE	739	33.7	30.3	◆	1.0	0.9	4.6
2434	644	240	Hebei Polytechnic University	HE	CHN	AS	738	4.3	4.3	◆	0.3	0.9	1.4
2435	151	4	Technical University of Sofia	HE	BGR	EE	737	37.9	14.0	◆	0.5	0.9	1.8
2436	645	60	Taiwan Semiconductor Manufacturing Company Limited	PR	TWN	AS	737	23.5	49.3	▲	1.6	0.9	6.0
2437	842	106	Universita degli Studi di Napoli Parthenope	HE	ITA	WE	736	24.3	44.0	▲	1.3	0.8	7.9
2438	518	442	Santa Fe Institute	HE	USA	NA	736	64.0	78.8	●	2.0	0.9	29.9
2439	646	241	Fujian Medical University	HE	CHN	AS	736	11.0	28.3	◆	0.6	0.9	8.2
2440	519	443	Northeastern Ohio Universities College of Medicine	HE	USA	NA	736	15.5	67.1	▲	1.0	0.9	15.1
2441	647	157	Tokyo Dental College	HE	JPN	AS	736	15.1	45.5	◆	0.7	0.9	11.3
2442	843	105	Leibniz Institut fur Katalyse	GO	DEU	WE	736	31.3	54.9	▲	1.3	1.0	26.0
2443	33	1	University of Zimbabwe	HE	ZWE	AF	735	71.6	45.4	◆	0.9	0.9	14.6
2444	844	106	Philips Medizin Systeme	PR	DEU	WE	735	38.5	38.4	●	1.8	0.9	16.2
2445	75	61	Florey Neuroscience Institutes	HL	AUS	OC	734	42.8	83.9	▲	1.7	0.9	38.3
2446	34	2	Centre Hospitalier Ibn Sina Rabat	HL	MAR	AF	734	12.4	16.1	◆	0.3	0.9	2.2
2447	845	107	Universita degli Studi di Bergamo	HE	ITA	WE	733	32.9	34.4	◆	1.0	0.8	4.8
2448	846	108	Centro di Riferimento Oncologico Aviano IRCCS	HL	ITA	WE	733	43.7	79.1	▲	1.4	0.9	30.0
2449	648	72	Tata Memorial Hospital	HL	IND	AS	733	12.7	37.1	◆	0.8	0.9	5.5
2450	649	242	Changchun University of Technology	HE	CHN	AS	732	2.9	15.4	◆	0.5	0.9	3.3
2451	650	1	University of Indonesia	HE	IDN	AS	730	57.4	37.1	◆	0.7	0.7	9.0
2452	520	444	California State University, Sacramento	HE	USA	NA	730	17.8	41.0	◆	1.0	0.8	7.7
2453	847	21	National Hellenic Research Foundation	GO	GRC	WE	729	55.0	69.8	▲	1.2	0.8	17.8
2454	651	243	Shenyang Agricultural University	HE	CHN	AS	729	10.0	10.6	◆	0.4	0.9	1.4
2455	848	139	South Tees Hospitals NHS Foundation Trust	HL	GBR	WE	729	19.6	56.5	▲	1.3	0.9	13.9
2456	152	38	University of Zielona Gora	HE	POL	EE	728	32.3	26.7	◆	0.5	0.9	3.6
2457	153	39	University of Life Sciences in Lublin	HE	POL	EE	728	13.1	18.7	◆	0.5	0.9	3.7

WR/RR/CR World/Region/Country Rank

AF Africa AS Asia EE Eastern Europe LA Latin America ME Middle East NA Northern America OC Oceania WE Western Europe

GO Government HE Higher Education HL Health PR Private OT Others

WR	RR	CR	Organization	Sector	Country	Region	Output	IC(%)	Q1(%)	NI	Spe	Exc	
2458	849	134	Ecole Nationale Supérieure de Chimie de Montpellier	HE	FRA	WE	728	50.8	69.8	▲	1.3	0.9	20.2
2459	652	73	Raja Ramanna Centre for Advanced Technology	GO	IND	AS	728	22.4	60.7	◆	0.7	0.9	8.0
2460	154	12	Iuliu Hatieganu University of Medicine and Pharmacy Cluj Napoca	HE	ROU	EE	727	18.8	15.3	◆	0.6	0.9	4.0
2461	850	140	Moorfields Eye Hospital NHS Trust	HL	GBR	WE	727	30.8	72.9	▲	1.7	1.0	23.3
2462	155	40	University of Rzeszow	HE	POL	EE	726	29.9	27.8	◆	0.7	0.8	4.1
2463	521	445	California Pacific Medical Center	HL	USA	NA	726	21.9	81.3	●	2.7	0.9	36.9
2464	653	158	Toyo University	HE	JPN	AS	725	13.0	34.5	◆	0.7	0.8	7.5
2465	35	15	Nelson Mandela Metropolitan University	HE	ZAF	AF	725	34.9	35.2	◆	0.9	0.8	9.8
2466	654	2	Bandung Institute of Technology	HE	IDN	AS	725	48.3	25.1	◆	0.8	0.9	4.6
2467	76	62	Garvan Institute of Medical Research	HL	AUS	OC	725	51.6	90.3	●	2.4	0.9	49.1
2468	111	15	Comision de Investigaciones Cientificas	GO	ARG	LA	724	35.5	43.5	◆	0.7	0.8	7.3
2469	851	141	Centre for Economic Policy Research	GO	GBR	WE	724	93.1	66.6	▲	1.6	1.0	17.3
2470	36	3	Universite Badji Mokhtar - Annaba	HE	DZA	AF	723	50.2	25.5	◆	0.5	0.8	4.4
2471	655	159	Osaka Institute of Technology	HE	JPN	AS	723	13.6	24.9	◆	0.9	0.9	8.0
2472	656	244	Northwest Institute of Nuclear Technology	GO	CHN	AS	723	1.8	8.7	◆	0.3	0.9	0.6
2473	852	18	Instituto Politecnico de Lisboa	HE	PRT	WE	722	23.8	32.6	◆	0.8	0.8	5.5
2474	853	142	Leeds Metropolitan University	HE	GBR	WE	722	25.6	39.5	▲	1.0	0.8	7.8
2475	522	446	University of Richmond	HE	USA	NA	722	24.2	48.8	▲	1.1	0.8	11.9
2476	657	245	East China Jiaotong University	HE	CHN	AS	721	6.5	8.5	◆	0.4	0.9	0.4
2477	67	12	Minia University	HE	EGY	ME	720	38.5	33.2	◆	0.7	0.8	7.1
2478	37	1	University of Malawi	HE	MWI	AF	720	76.7	58.3	▲	1.3	0.9	14.7
2479	77	63	Neuroscience Research Australia	HL	AUS	OC	720	37.2	79.6	●	1.8	0.9	30.6
2480	658	160	National Institute of Genetics	GO	JPN	AS	720	38.8	85.4	▲	1.7	0.9	42.1
2481	854	54	Izmir Institute of Technology	HE	TUR	WE	719	34.4	51.5	▲	1.2	0.8	8.9
2482	523	447	University of Northern Iowa	HE	USA	NA	719	14.6	40.9	▲	1.0	0.8	8.8
2483	855	99	Donostia International Physics Center	GO	ESP	WE	719	70.7	85.0	▲	1.5	1.0	21.0
2484	524	448	Bucknell University	HE	USA	NA	718	19.4	45.8	▲	1.2	0.7	12.5
2485	856	143	University of East London	HE	GBR	WE	718	23.1	37.5	◆	0.9	0.8	6.0
2486	659	161	Kanazawa Institute of Technology	HE	JPN	AS	718	11.4	30.5	◆	0.7	0.8	3.8
2487	857	109	Azienda Sanitaria Ulss 6 Vicenza	HL	ITA	WE	718	33.7	56.6	●	1.8	1.0	21.2
2488	660	162	Ryukoku University	HE	JPN	AS	717	15.1	27.6	◆	0.8	0.8	4.9
2489	661	74	Shivaji University	HE	IND	AS	717	14.8	51.3	▲	1.1	0.9	12.7
2490	662	75	Sree Chitra Tirunal Institute for Medical Sciences and Technology	HE	IND	AS	717	9.9	48.7	◆	0.6	0.9	6.6
2491	858	110	Institute for Environment and Sustainability	GO	ITA	WE	717	99.0	68.8	●	2.0	0.9	27.6
2492	663	246	Chongqing Jiaotong University	HE	CHN	AS	716	8.1	11.7	◆	0.7	0.9	2.7
2493	78	64	University of Southern Queensland	HE	AUS	OC	714	26.6	37.7	▲	1.0	0.7	8.4
2494	664	67	Agency for Defense Development	GO	KOR	AS	714	12.2	30.4	◆	0.7	0.9	3.8
2495	859	135	Total	PR	FRA	WE	714	31.9	27.6	◆	0.9	0.9	4.8
2496	860	144	Royal Botanic Gardens Kew	GO	GBR	WE	713	63.4	46.6	▲	1.1	1.0	17.0
2497	861	107	Deutsches Institut für Ernährungsforschung Potsdam- Rehbrücke	GO	DEU	WE	712	56.2	84.7	●	2.2	0.9	40.3
2498	862	136	Institut Universitaire de France	GO	FRA	WE	710	52.3	66.3	▲	1.7	0.8	18.3
2499	38	1	Universite Cheikh Anta Diop de Dakar	HE	SEN	AF	710	70.6	37.3	◆	0.7	0.8	7.5
2500	665	247	Taiyuan University of Science and Technology	HE	CHN	AS	710	4.1	6.6	◆	0.4	0.9	1.0
2501	863	100	Complejo Hospitalario Universitario de Vigo	HL	ESP	WE	709	13.5	33.9	◆	0.9	0.9	13.1
2502	525	449	Armed Forces Institute of Pathology	GO	USA	NA	709	31.6	77.9	●	2.6	0.9	33.9
2503	864	145	European Atomic Energy Community United Kingdom	GO	GBR	WE	709	74.2	77.4	▲	1.6	1.0	13.7
2504	666	68	Kumoh National Institute of Technology	HE	KOR	AS	708	23.0	45.8	▲	1.2	0.9	12.9
2505	112	53	Comissao Nacional de Energia Nuclear Rio de Janeiro	GO	BRA	LA	708	14.0	33.3	◆	0.6	0.9	5.2
2506	865	26	Eidgenossische Anstalt für Wasserversorgung, Abwasserreinigung und Gewässerschutz	GO	CHE	WE	708	60.7	83.1	●	2.2	1.0	34.9
2507	113	54	Hospital Universitario Clementino Fraga Filho	HL	BRA	LA	707	21.5	43.9	◆	0.9	0.9	14.3
2508	526	450	West Penn Allegheny Health System	HL	USA	NA	707	15.1	63.5	●	2.2	0.9	23.8
2509	866	111	Istituto Nazionale Malattie Infettive Lazzaro Spallanzani IRCCS	HL	ITA	WE	707	28.6	72.4	▲	1.4	0.9	26.0
2510	867	112	Sincrotrone Trieste	PR	ITA	WE	707	75.0	69.9	▲	1.0	0.9	12.0

WR/RR/CR World/Region/Country Rank

AF Africa AS Asia EE Eastern Europe LA Latin America ME Middle East NA Northern America OC Oceania WE Western Europe

GO Government HE Higher Education HL Health PR Private OT Others

WR	RR	CR	Organization	Sector	Country	Region	Output	IC(%)	Q1(%)	NI	Spe	Exc	
2511	156	27	Bauman Moscow State Technical University	HE	RUS	EE	706	14.5	7.5	◆	0.2	0.9	0.9
2512	667	3	Centre for Health and Population Research	HL	BGD	AS	706	83.1	79.3	▲	1.6	0.9	23.7
2513	68	27	Tehran University of Teacher Training	HE	IRN	ME	705	15.6	19.6	◆	0.9	0.9	9.8
2514	868	101	Hospital Universitario de Canarias	HL	ESP	WE	705	19.4	48.1	▲	1.1	0.9	15.5
2515	114	19	Instituto Nacional de Investigaciones Forestales, Agrícolas y Pecuarias	GO	MEX	LA	705	38.2	32.8	◆	0.6	0.9	6.4
2516	527	451	City University of New York, College of Staten Island	HE	USA	NA	704	21.2	52.6	▲	1.0	0.7	12.2
2517	869	102	Universidad de Burgos	HE	ESP	WE	704	37.1	57.4	▲	1.2	0.8	14.5
2518	668	61	Providence University	HE	TWN	AS	704	17.8	33.7	◆	0.9	0.8	8.1
2519	39	6	Ahmadu Bello University	HE	NGA	AF	704	17.5	11.9	◆	0.3	0.9	1.4
2520	870	137	Institut Paoli Calmettes	HL	FRA	WE	704	25.0	63.5	▲	1.5	0.9	27.1
2521	69	6	King Faisal University	HE	SAU	ME	703	28.7	16.9	◆	0.5	0.8	3.4
2522	40	3	Universite Mohammed V-Agdal	HE	MAR	AF	702	62.0	32.9	◆	0.7	0.8	5.0
2523	115	55	Universidade Federal do Amazonas	HE	BRA	LA	702	18.8	24.2	◆	0.6	0.8	4.0
2524	669	76	Bharathiar University	HE	IND	AS	702	36.6	31.9	◆	0.8	0.8	9.1
2525	528	452	Morehouse School of Medicine	HE	USA	NA	702	22.7	75.6	▲	1.2	0.8	21.4
2526	670	62	Far Eastern Memorial Hospital	HL	TWN	AS	702	2.9	62.3	◆	0.6	0.9	7.8
2527	871	103	Institut de Fisica d'Altes Energies	GO	ESP	WE	702	81.2	62.3	●	1.9	1.0	24.8
2528	41	16	Tshwane University of Technology	HE	ZAF	AF	701	30.1	24.1	◆	0.7	0.8	4.1
2529	42	17	University of Limpopo	HE	ZAF	AF	701	31.2	30.8	◆	0.6	0.9	8.0
2530	671	77	University of Kalyani	HE	IND	AS	700	14.9	24.6	◆	0.7	0.8	9.0
2531	529	453	Children's Hospital and Health System	HL	USA	NA	700	12.3	73.3	▲	1.5	0.9	23.3
2532	672	163	NHK Science and Technical Research Laboratories	OT	JPN	AS	700	6.0	20.9	◆	0.8	1.0	6.4
2533	872	19	Laboratorio Nacional de Energia e Geologia	GO	PRT	WE	699	38.6	46.8	◆	1.0	0.8	10.9
2534	873	28	SRON Netherlands Institute for Space Research	GO	NLD	WE	699	78.4	65.1	▲	1.5	1.0	26.5
2535	874	29	Catharina Hospital	HL	NLD	WE	698	25.6	70.8	●	2.2	0.9	23.4
2536	875	55	Nigde University	HE	TUR	WE	697	16.8	31.7	◆	0.8	0.8	8.0
2537	876	138	Bureau de Recherches Geologiques et Minieres	GO	FRA	WE	697	44.2	60.6	▲	1.2	0.9	15.1
2538	530	77	Communications Research Centre Canada	GO	CAN	NA	697	21.7	33.1	▲	1.1	0.9	6.9
2539	531	454	Middle Tennessee State University	HE	USA	NA	695	14.0	37.0	◆	0.8	0.7	4.3
2540	877	22	Harokopio University	HE	GRC	WE	694	27.8	61.5	▲	1.3	0.8	17.4
2541	116	5	Pontificia Universidad Javeriana	HE	COL	LA	693	43.9	27.3	◆	0.5	0.7	6.5
2542	673	1	University of the Philippines Diliman	HE	PHL	AS	693	50.1	44.3	◆	0.9	0.8	6.4
2543	674	164	Muroran Institute of Technology	HE	JPN	AS	693	13.0	36.4	◆	0.6	0.8	3.3
2544	532	455	Emory Healthcare	HL	USA	NA	693	19.2	67.4	●	1.8	0.9	29.3
2545	878	104	Instituto de Investigacion y Formacion Agraria y Pesquera	GO	ESP	WE	693	26.8	48.5	▲	1.1	0.9	12.8
2546	675	248	Xinhua Hospital	HL	CHN	AS	690	9.9	29.1	◆	0.5	0.9	5.5
2547	879	108	Forschungszentrum Borstel ? Leibniz-Zentrum fur Medizin und Biowissenschaften	GO	DEU	WE	690	61.9	68.7	▲	1.6	0.9	33.5
2548	533	456	BJC HealthCare	HL	USA	NA	689	22.4	75.9	●	2.0	0.9	38.0
2549	880	139	Universite Jean Monnet Saint-Etienne	HE	FRA	WE	688	41.9	50.9	▲	1.1	0.7	12.7
2550	70	16	Edith Wolfson Medical Center	HL	ISR	ME	688	29.1	65.7	▲	1.2	0.9	16.0
2551	881	56	Kafkas University	HE	TUR	WE	688	6.4	15.3	◆	0.7	0.9	3.5
2552	676	249	Hubei University of Technology	HE	CHN	AS	687	4.4	8.9	◆	0.3	0.9	1.9
2553	882	140	Institut de Veille Sanitaire	HL	FRA	WE	687	17.0	50.1	▲	1.6	0.9	19.2
2554	883	30	Dutch Polymer Institute	GO	NLD	WE	686	47.1	81.6	●	2.2	0.9	31.8
2555	534	457	Desert Research Institute	HE	USA	NA	685	33.4	63.1	▲	1.6	0.9	20.3
2556	884	141	Aix Marseille Universite - Pole de Recherche et d'Enseignement Superieur	GO	FRA	WE	684	43.9	71.9	▲	1.5	0.7	8.6
2557	117	56	Universidade Luterana do Brasil	HE	BRA	LA	684	17.0	35.7	◆	0.6	0.8	9.9
2558	677	165	Kitami Institute of Technology	HE	JPN	AS	684	19.9	33.0	◆	0.8	0.8	4.7
2559	885	23	Linkoping University Hospital	HL	SWE	WE	683	22.1	60.9	▲	1.6	0.8	20.1
2560	886	31	Royal Netherlands Meteorological Institute	GO	NLD	WE	683	61.4	66.3	●	2.0	1.0	24.9
2561	157	13	West University of Timisoara	HE	ROU	EE	682	28.0	28.7	▲	1.0	0.9	5.7
2562	887	57	Yuksekt Ihtisas Hospital	HL	TUR	WE	682	1.8	37.8	◆	0.4	0.9	5.9
2563	118	10	Universidad de la Frontera	HE	CHL	LA	681	39.1	31.1	◆	0.6	0.8	6.6
2564	678	78	Jawaharlal Institute of Postgraduate Medical Education and Research	HL	IND	AS	680	5.2	22.9	◆	0.4	0.9	3.2

WR/RR/CR World/Region/Country Rank

AF Africa AS Asia EE Eastern Europe LA Latin America ME Middle East NA Northern America OC Oceania WE Western Europe

GO Government HE Higher Education HL Health PR Private OT Others

WR	RR	CR	Organization	Sector	Country	Region	Output	IC(%)	Q1(%)	NI	Spe	Exc	
2565	888	20	Royal Belgian Institute of Natural Sciences	GO	BEL	WE	680	64.9	49.7	▲	1.1	0.9	11.0
2566	889	27	Kantonsspital St. Gallen	HL	CHE	WE	679	43.7	59.7	▲	1.4	0.9	20.8
2567	158	28	Kazan State Technical University	HE	RUS	EE	679	11.8	6.8	◆	0.1	0.9	0.9
2568	79	65	University of Ballarat	HE	AUS	OC	678	28.5	30.8	◆	0.8	0.8	3.8
2569	890	142	Sanofi-Aventis, S.A.	PR	FRA	WE	678	56.2	71.7	●	2.3	0.8	40.3
2570	679	79	S.N. Bose National Centre for Basic Sciences	GO	IND	AS	678	26.7	62.1	◆	0.8	0.9	9.6
2571	680	80	University of Burdwan	HE	IND	AS	677	19.8	27.5	◆	0.8	0.8	8.9
2572	119	57	Universidade de Pernambuco	HE	BRA	LA	676	12.1	17.0	◆	0.8	0.9	5.3
2573	681	63	National University of Tainan	HE	TWN	AS	675	7.4	46.2	▲	1.2	0.9	8.4
2574	43	1	University of Khartoum	HE	SDN	AF	675	51.7	33.9	◆	0.7	0.9	7.6
2575	44	18	Groote Schuur Hospital	HL	ZAF	AF	674	35.0	67.5	▲	1.7	0.9	19.4
2576	682	81	Doctor Harisingh Gour University	HE	IND	AS	673	7.4	34.6	◆	0.8	0.9	14.0
2577	683	82	Physical Research Laboratory	GO	IND	AS	673	39.1	64.9	◆	0.8	0.9	10.1
2578	535	458	Indiana State University	HE	USA	NA	672	17.7	48.8	◆	1.0	0.8	9.2
2579	120	58	Fundacao Universidade Federal do Rio Grande	HE	BRA	LA	672	26.6	30.4	◆	0.7	0.8	8.3
2580	71	17	Assaf Harofeh Medical Center Zerifin	HL	ISR	ME	672	17.9	62.8	◆	0.9	0.8	14.3
2581	121	59	Instituto Agronomico Campinas	GO	BRA	LA	672	11.2	17.1	◆	0.5	0.9	3.6
2582	891	143	Institut Eurecom	HE	FRA	WE	672	47.0	17.4	▲	1.4	1.0	5.1
2583	892	113	Azienda Ospedaliera Universitaria Policlinico Gaetano Martino	HL	ITA	WE	671	12.7	53.4	◆	0.9	0.8	15.5
2584	72	2	Lebanese University	HE	LBN	ME	670	73.0	35.1	◆	0.8	0.7	6.1
2585	45	7	University College Hospital	HL	NGA	AF	670	19.0	34.3	◆	0.7	0.9	6.9
2586	159	14	Transilvania University of Brasov	HE	ROU	EE	670	27.5	13.0	◆	0.6	0.9	2.4
2587	893	28	ABB Corporate Research Center - Switzerland	PR	CHE	WE	669	47.7	20.3	▲	1.2	0.9	5.1
2588	536	78	Atomic Energy of Canada Limited	PR	CAN	NA	669	28.0	25.7	◆	0.9	1.0	5.1
2589	122	60	Universidade Federal de Sergipe	HE	BRA	LA	667	15.4	33.1	◆	0.5	0.7	4.7
2590	537	459	AstraZeneca Pharmaceuticals, LP	PR	USA	NA	667	39.3	79.9	●	2.8	0.9	35.5
2591	73	18	Ariel University Center of Samaria	HE	ISR	ME	667	29.1	47.7	◆	0.7	0.9	6.3
2592	684	166	Toranomon Hospital	HL	JPN	AS	667	7.7	43.9	▲	1.1	0.9	19.9
2593	685	9	University of Technology Petronas	HE	MYS	AS	666	24.0	12.6	◆	0.8	0.9	0.9
2594	538	460	Prairie View A&M University	HE	USA	NA	665	34.4	49.2	▲	1.1	0.8	12.2
2595	686	250	Yunnan Normal University	HE	CHN	AS	665	12.0	26.3	◆	0.5	0.8	3.0
2596	160	41	Wroclaw University of Environmental and Life Sciences	HE	POL	EE	665	15.3	24.7	◆	0.5	0.8	5.9
2597	123	20	Universidad de Sonora	HE	MEX	LA	664	36.9	40.8	◆	0.6	0.8	6.5
2598	74	13	South Valley University	HE	EGY	ME	664	40.1	32.1	◆	0.6	0.8	6.0
2599	75	28	Institut Pasteur of Iran	HL	IRN	ME	664	25.5	36.0	◆	0.7	0.9	9.2
2600	894	144	Universite de La Rochelle	HE	FRA	WE	662	35.4	43.2	◆	1.0	0.8	6.3
2601	124	11	Universidad de Talca	HE	CHL	LA	662	47.4	32.9	◆	0.8	0.8	7.3
2602	539	79	Lawson Health Research Institute	HL	CAN	NA	662	31.4	70.5	▲	1.3	0.8	24.6
2603	161	7	Military Medical Academy	HL	SRB	EE	662	16.2	16.5	◆	0.7	0.9	4.5
2604	162	8	Serbian Academy of Sciences and Arts	GO	SRB	EE	660	42.7	38.3	●	2.4	0.9	13.2
2605	687	83	National Institute of Technology Rourkela	HE	IND	AS	659	10.8	26.4	◆	0.9	0.9	4.4
2606	895	19	Universitat Klagenfurt	HE	AUT	WE	658	40.7	17.8	◆	0.9	0.8	5.0
2607	896	13	Institute of Marine Research	GO	NOR	WE	658	53.3	52.1	▲	1.3	0.9	20.2
2608	125	16	Universidad Nacional de Rio Cuarto	HE	ARG	LA	657	27.9	45.8	◆	0.8	0.8	10.4
2609	76	29	Alzahra University	HE	IRN	ME	657	13.4	22.7	◆	0.7	0.9	11.0
2610	540	461	Marine Biological Laboratory	OT	USA	NA	657	37.1	84.9	●	1.9	0.9	38.7
2611	541	462	Southwest Foundation for Biomedical Research	HL	USA	NA	657	41.3	81.1	▲	1.5	0.9	29.2
2612	897	109	Deutsche Forschungszentrum fur Kunstliche Intelligenz	GO	DEU	WE	657	27.9	7.6	▲	1.1	1.0	3.0
2613	126	6	Universidad Industrial de Santander	HE	COL	LA	655	42.6	27.5	◆	0.7	0.8	6.3
2614	898	15	Geological Survey of Denmark and Greenland	GO	DNK	WE	654	56.3	54.7	▲	1.5	1.0	17.6
2615	899	23	Academy of Athens	GO	GRC	WE	652	48.3	66.3	▲	1.3	0.8	22.2
2616	688	251	Nanchang Hangkong University	HE	CHN	AS	652	4.6	13.8	◆	0.4	0.9	0.8
2617	542	463	Rowan University	HE	USA	NA	651	15.8	32.3	▲	1.0	0.7	7.8
2618	689	14	Suranaree University of Technology	HE	THA	AS	651	41.5	36.1	◆	0.8	0.8	7.8
2619	900	29	Universita della Svizzera Italiana	HE	CHE	WE	649	58.2	24.0	▲	1.7	0.9	5.4
2620	901	24	University of Macedonia	HE	GRC	WE	648	24.1	24.1	◆	0.8	0.8	3.9
2621	690	84	Govind Ballabh Pant University of Agriculture and Technology	HE	IND	AS	648	11.9	16.4	◆	0.3	0.9	2.5

WR/RR/CR World/Region/Country Rank

AF Africa AS Asia EE Eastern Europe LA Latin America ME Middle East NA Northern America OC Oceania WE Western Europe

GO Government HE Higher Education HL Health PR Private OT Others

WR	RR	CR	Organization	Sector	Country	Region	Output	IC(%)	Q1(%)	NI	Spe	Exc
2622	902	105	Institut de Recerca Biomedica Barcelona	HL	ESP	WE	648	47.1	82.1	▲ 1.4	0.9	29.5
2623	163	3	Estonian University of Life Sciences	HE	EST	EE	648	42.3	44.0	▲ 1.0	0.9	12.5
2624	127	61	Universidade do Vale do Rio dos Sinos	HE	BRA	LA	647	18.6	26.3	◆ 0.7	0.8	5.1
2625	128	17	Instituto Balseiro	HE	ARG	LA	647	52.7	66.6	◆ 0.9	0.9	9.6
2626	903	146	Scottish Crop Research Institute	GO	GBR	WE	646	55.3	74.3	▲ 1.7	0.9	32.4
2627	164	42	University of Technology and Life Sciences	HE	POL	EE	645	22.8	23.9	◆ 0.4	0.8	2.8
2628	77	30	Shahid Chamran University	HE	IRN	ME	643	13.8	15.2	◆ 0.4	0.9	3.0
2629	904	147	London Business School	HE	GBR	WE	643	56.9	66.3	● 2.4	1.0	21.5
2630	543	464	Boston Medical Center	HL	USA	NA	642	15.9	77.9	● 1.9	0.9	28.7
2631	905	110	Institut fur Photonische Technologien	GO	DEU	WE	641	37.3	48.8	▲ 1.6	0.9	13.6
2632	906	106	Universidad de La Rioja	HE	ESP	WE	640	22.7	51.6	◆ 1.0	0.8	14.7
2633	165	43	Czestochowa University of Technology	HE	POL	EE	640	22.8	30.8	◆ 0.6	0.9	5.2
2634	691	167	Tohoku Gakuin University	HE	JPN	AS	639	44.9	52.4	▲ 1.1	0.9	14.4
2635	544	465	National Naval Medical Center	HL	USA	NA	638	22.6	75.7	● 1.9	0.8	29.8
2636	166	29	Peoples'Friendship University of Russia	HE	RUS	EE	638	17.7	10.7	◆ 0.3	0.9	1.9
2637	545	466	Sam Houston State University	HE	USA	NA	637	13.7	41.4	◆ 0.9	0.9	5.7
2638	129	62	Universidade Federal do Maranhao	HE	BRA	LA	636	17.3	24.8	◆ 0.6	0.8	5.7
2639	692	85	Kurukshetra University	HE	IND	AS	634	10.6	23.2	◆ 0.6	0.8	4.6
2640	693	10	National Cancer Centre	HL	SGP	AS	634	37.1	79.0	● 1.8	0.9	22.4
2641	167	44	University of Bialystok	HE	POL	EE	633	33.7	37.1	◆ 0.6	0.8	5.7
2642	78	31	Yazd University	HE	IRN	ME	633	20.2	24.0	▲ 1.0	0.8	9.6
2643	907	24	Malardalens Hogskola	HE	SWE	WE	632	26.0	31.2	▲ 1.3	0.8	7.9
2644	908	25	Jonkoping University	HE	SWE	WE	632	32.0	34.8	▲ 1.3	0.8	7.8
2645	909	114	Istituto Neurologico Mediterraneo Neuromed IRCCS	HL	ITA	WE	632	28.8	71.5	▲ 1.2	0.9	29.8
2646	130	21	Universidad Autonoma de Yucatan	HE	MEX	LA	631	35.8	36.5	◆ 0.6	0.8	5.1
2647	910	25	National Observatory of Athens	GO	GRC	WE	631	58.3	60.5	▲ 1.0	0.9	16.5
2648	911	107	Centro de Investigacion Biomedica en Red de Enfermedades Raras	HL	ESP	WE	628	38.2	67.7	▲ 1.3	0.9	14.0
2649	168	5	University of Chemical Technology and Metallurgy	HE	BGR	EE	628	34.6	29.6	◆ 0.7	0.9	5.6
2650	131	18	Universidad Nacional del Centro de la Provincia de Buenos Aires	HE	ARG	LA	627	35.3	39.6	◆ 0.8	0.8	5.3
2651	694	252	Chinese Academy of Medical Sciences and Peking Union Medical College	HL	CHN	AS	626	24.0	40.4	◆ 1.0	0.8	12.8
2652	912	111	Leibniz Institut fur Pflanzengenetik und Kulturpflanzenforschung	GO	DEU	WE	626	60.5	75.2	▲ 1.6	0.9	31.2
2653	695	86	Ugc-Dae Consortium for Scientific Research Indore	GO	IND	AS	626	30.0	67.7	◆ 0.8	0.9	7.7
2654	913	108	Universitat Ramon Llull	HE	ESP	WE	625	31.7	31.2	◆ 0.9	0.8	6.4
2655	132	19	Universidad Nacional de San Martin, Argentina	HE	ARG	LA	625	38.7	58.9	▲ 1.0	0.8	16.2
2656	914	109	Hospital Universitario Fundacion Alcorcon	HL	ESP	WE	625	15.2	38.1	◆ 1.0	0.9	15.0
2657	546	467	Savannah River National Laboratory	GO	USA	NA	625	11.8	31.0	◆ 0.6	0.9	4.0
2658	133	63	Pontificia Universidade Catolica de Minas Gerais	HE	BRA	LA	624	17.2	22.6	◆ 0.7	0.8	4.3
2659	547	468	University of Maryland, Center for Environmental Science	GO	USA	NA	624	27.9	69.7	▲ 1.5	0.9	27.4
2660	548	469	Corning Incorporated	PR	USA	NA	623	22.2	48.8	▲ 1.3	0.9	12.0
2661	79	1	Hamad Medical Corporation	HL	QAT	ME	623	35.3	27.6	◆ 0.5	0.9	5.6
2662	549	470	Hampton University	HE	USA	NA	623	41.3	47.4	▲ 1.4	0.9	15.7
2663	46	4	Hopital La Rabta	HL	TUN	AF	623	12.7	15.6	◆ 0.4	0.9	3.7
2664	134	64	Universidade Estadual do Oeste do Parana	HE	BRA	LA	622	5.1	15.3	◆ 0.5	0.8	2.9
2665	696	168	Aichi Institute of Technology	HE	JPN	AS	620	20.8	26.0	◆ 0.7	0.9	7.4
2666	80	66	South Australian Research and Development Institute	GO	AUS	OC	620	30.0	47.7	◆ 1.0	0.9	11.6
2667	697	64	National Kaohsiung Marine University	HE	TWN	AS	619	15.0	44.1	▲ 1.3	0.8	13.1
2668	915	112	Deutsches Herzzentrum Berlin	HL	DEU	WE	619	33.3	68.5	▲ 1.4	1.0	23.4
2669	698	169	Kochi University of Technology	HE	JPN	AS	618	19.3	27.7	◆ 0.8	0.9	4.7
2670	916	15	Cork University Hospital	HL	IRL	WE	618	29.9	57.0	▲ 1.4	0.9	15.4
2671	550	471	Mount Holyoke College	HE	USA	NA	617	52.2	70.5	▲ 1.1	0.9	15.6

WR/RR/CR World/Region/Country Rank

AF Africa AS Asia EE Eastern Europe LA Latin America ME Middle East NA Northern America OC Oceania WE Western Europe

GO Government HE Higher Education HL Health PR Private OT Others

WR	RR	CR	Organization	Sector	Country	Region	Output	IC(%)	Q1(%)	NI	Spe	Exc	
2672	917	113	Leibniz Institut fur Gewasserokologie und Binnenschifffahrt	GO	DEU	WE	617	54.3	59.0	▲	1.3	0.9	25.1
2673	699	253	National Institute of Metrology	HE	CHN	AS	617	9.2	10.7	◆	0.2	1.0	1.3
2674	918	114	Deutsche Sporthochschule Koln	HE	DEU	WE	616	29.1	50.0	▲	1.1	0.9	21.6
2675	919	16	Adelaide and Meath Hospital Incorporating the National Children's Hospital	HL	IRL	WE	615	31.1	54.3	▲	1.5	0.9	15.9
2676	551	472	Palo Alto Research Center	PR	USA	NA	615	21.6	44.1	●	2.1	0.9	12.5
2677	700	2	International Rice Research Institute Filipinas	GO	PHL	AS	615	87.0	71.7	▲	1.6	1.0	24.1
2678	701	170	Toyama Prefectural University	HE	JPN	AS	614	17.3	38.3	◆	0.7	0.8	8.5
2679	702	254	Ruijin Hospital	HL	CHN	AS	614	19.7	45.3	◆	0.8	0.9	14.3
2680	169	5	Semiconductor Physics Institute	GO	LTU	EE	613	55.0	34.6	◆	0.9	0.9	3.9
2681	703	255	Jinling Hospital	HL	CHN	AS	612	8.8	52.5	◆	0.9	0.9	11.8
2682	920	145	Centre de Cooperation Internationale en Recherche Agronomique pour le Developpement	GO	FRA	WE	612	68.1	58.3	▲	1.4	0.9	20.3
2683	704	256	Shenyang Normal University	HE	CHN	AS	612	8.8	11.8	◆	0.5	0.9	3.3
2684	170	21	University of Defence	HE	CZE	EE	612	20.1	24.4	◆	1.0	0.9	12.9
2685	921	115	Consorzio Interuniversitario Nazionale per la Scienza e la Tecnologia dei Materiali	GO	ITA	WE	612	36.3	73.2	▲	1.4	0.9	17.0
2686	135	22	Universidad Autonoma del Estado de Hidalgo	HE	MEX	LA	611	31.4	33.6	◆	0.6	0.8	6.9
2687	136	23	Universidad Autonoma del Estado de Mexico	HE	MEX	LA	611	30.6	30.9	◆	0.6	0.8	3.6
2688	922	110	Instituto Espanol de Oceanografia	GO	ESP	WE	611	43.7	56.0	▲	1.2	0.9	19.8
2689	923	1	University of Malta	HE	MLT	WE	610	48.5	32.0	▲	1.4	0.7	11.0
2690	705	87	Birla Institute of Technology	HE	IND	AS	610	18.0	25.4	◆	0.7	0.8	3.9
2691	552	473	Virginia Mason Medical Center	HL	USA	NA	610	13.8	76.1	●	2.2	0.9	29.0
2692	706	88	Sri Ramachandra University	HE	IND	AS	609	15.6	19.4	◆	0.5	0.8	4.3
2693	924	20	Centro Hospitalar do Porto	HL	PRT	WE	609	25.6	37.1	◆	0.7	0.9	10.3
2694	925	115	Robert Bosch GmbH	PR	DEU	WE	609	24.1	29.1	◆	0.9	0.9	5.9
2695	926	116	Bundesanstalt fur Geowissenschaften und Rohstoffe	GO	DEU	WE	609	44.0	48.6	▲	1.0	1.0	11.8
2696	927	18	Finnish Environment Institute	GO	FIN	WE	608	36.2	63.3	▲	1.5	0.9	23.7
2697	553	474	Harvard-MIT Division of Health Sciences and Technology	HE	USA	NA	607	29.7	72.8	●	2.9	0.9	35.6
2698	928	21	Jules Bordet Institute	HL	BEL	WE	607	45.3	65.1	●	2.6	0.9	26.5
2699	707	89	Visva-Bharati University	HE	IND	AS	606	17.3	35.8	◆	0.6	0.8	5.5
2700	554	475	Maimonides Medical Center	HL	USA	NA	606	12.1	65.4	▲	1.2	0.9	15.7
2701	929	146	Laboratoire Central des Ponts et Chaussees	GO	FRA	WE	605	17.7	43.0	▲	1.1	0.9	5.8
2702	930	111	Complejo Hospitalario Virgen de La Victoria	HL	ESP	WE	605	10.7	40.3	▲	1.2	0.9	15.9
2703	137	65	Faculdade de Medicina de Sao Jose do Rio Preto	HE	BRA	LA	605	8.9	26.6	◆	0.7	0.9	6.5
2704	171	30	Saint Petersburg State University of Information Technologies, Mechanics and Optics	HE	RUS	EE	605	19.2	9.9	◆	0.4	0.9	3.5
2705	80	14	The American University in Cairo	HE	EGY	ME	604	37.6	26.2	◆	0.8	0.8	3.3
2706	708	90	Tata Sons Limited	PR	IND	AS	604	16.7	47.0	◆	0.8	0.9	4.6
2707	555	80	University of Ottawa Heart Institute	HL	CAN	NA	604	32.0	77.0	●	2.5	0.9	27.3
2708	709	4	Rajshahi University	HE	BGD	AS	603	43.8	21.7	◆	0.4	0.8	2.3
2709	556	476	Lamar University	HE	USA	NA	602	22.6	31.6	▲	1.1	0.8	5.8
2710	931	116	Institute for Health and Consumer Protection	GO	ITA	WE	602	99.5	57.1	▲	1.4	0.9	22.1
2711	81	67	Centre for Eye Research Australia	HL	AUS	OC	602	59.8	73.6	●	2.1	1.0	26.3
2712	710	91	University of Kerala	HE	IND	AS	601	10.5	35.1	◆	0.8	0.8	8.0
2713	932	147	Ecole Centrale des Arts et Manufactures - Ecole Centrale Paris	HE	FRA	WE	600	45.3	54.7	▲	1.6	0.8	11.2
2714	557	477	American Cancer Society	HL	USA	NA	600	23.0	83.3	●	5.9	0.9	37.0
2715	138	12	Universidad de Valparaiso	HE	CHL	LA	599	46.2	36.2	◆	0.9	0.8	8.5
2716	172	45	Lublin University of Technology	HE	POL	EE	599	27.9	21.4	◆	0.6	0.9	1.5
2717	47	5	Hopital Charles Nicolle	HL	TUN	AF	599	17.4	16.9	◆	0.6	0.9	1.7
2718	81	32	Shahed University	HE	IRN	ME	598	12.2	18.6	◆	0.7	0.8	3.7
2719	933	148	AstraZeneca	PR	GBR	WE	598	47.3	75.8	●	2.7	0.8	36.1
2720	711	171	Hokkaido University of Health Sciences	HE	JPN	AS	597	22.6	53.1	◆	0.9	0.8	12.6
2721	139	6	Universidad de Carabobo	HE	VEN	LA	597	26.5	21.9	◆	0.4	0.9	5.0

WR/RR/CR World/Region/Country Rank

AF Africa AS Asia EE Eastern Europe LA Latin America ME Middle East NA Northern America OC Oceania WE Western Europe

GO Government HE Higher Education HL Health PR Private OT Others

WR	RR	CR	Organization	Sector	Country	Region	Output	IC(%)	Q1(%)	NI	Spe	Exc	
2722	934	26	Institute of Chemical Engineering and High Temperature Chemical Processes	GO	GRC	WE	595	36.8	73.6	▲	1.4	0.9	20.3
2723	140	66	Universidade do Estado de Santa Catarina	HE	BRA	LA	594	12.6	18.0	◆	0.5	0.9	2.7
2724	82	33	Shariati Hospital	HL	IRN	ME	593	13.8	34.1	◆	0.7	0.9	8.8
2725	173	8	Clinical Hospital Split	HL	HRV	EE	592	14.5	34.6	◆	0.5	0.9	4.2
2726	48	4	Universite Ferhat Abbas de Setif	HE	DZA	AF	591	54.8	36.6	◆	0.6	0.8	3.6
2727	558	478	Institute for Systems Biology	HL	USA	NA	591	56.9	88.3	●	3.1	0.9	52.1
2728	935	27	General Hospital of Athens Laiko	HL	GRC	WE	591	15.2	44.2	▲	1.0	0.9	14.7
2729	174	15	Bucharest Academy of Economic Studies	HE	ROU	EE	591	6.8	4.2	◆	0.4	1.0	0.2
2730	712	65	Shu-Te University	HE	TWN	AS	590	9.3	28.8	▲	1.2	0.9	8.5
2731	713	92	Bose Institute Kolkata	GO	IND	AS	590	22.0	53.9	◆	0.9	0.9	15.1
2732	714	257	Fuwai Heart Hospital and Cardiovascular Institute	HL	CHN	AS	589	19.7	48.2	▲	1.6	0.9	11.9
2733	936	148	Synchrotron SOLEIL	GO	FRA	WE	589	59.6	66.6	▲	1.3	0.9	11.9
2734	937	112	Centro de Investigacion Principe Felipe	HL	ESP	WE	588	40.8	84.0	▲	1.6	0.9	31.8
2735	938	113	Hospital Universitario Principe de Asturias	HL	ESP	WE	587	7.2	48.0	◆	0.6	0.9	8.5
2736	939	117	Institut fur Transurane	GO	DEU	WE	587	98.6	66.3	▲	1.0	1.0	12.8
2737	141	24	Universidad Veracruzana	HE	MEX	LA	586	32.1	37.4	◆	0.6	0.8	5.8
2738	940	117	Istituto Italiano di Tecnologia	OT	ITA	WE	586	49.7	60.1	●	2.0	0.8	12.6
2739	715	9	Government College University, Lahore	HE	PAK	AS	586	32.9	20.8	◆	0.8	0.9	5.1
2740	941	114	Hospital Clinico Universitario de Valladolid	HL	ESP	WE	586	9.6	30.2	◆	0.8	0.9	9.6
2741	942	115	Donostia Ospitalea	HL	ESP	WE	586	12.1	38.1	▲	1.3	0.9	16.0
2742	943	28	Institute of Computer Science	GO	GRC	WE	586	36.0	17.2	▲	1.1	0.9	4.8
2743	82	68	Australia Telescope National Facility	GO	AUS	OC	586	84.1	80.4	▲	1.3	1.0	25.9
2744	175	22	Tomas Bata University in Zlin	HE	CZE	EE	585	33.7	26.5	◆	0.7	0.9	6.0
2745	716	10	Pakistan Council of Scientific and Industrial Research	GO	PAK	AS	585	16.1	14.4	◆	0.5	0.9	4.1
2746	944	116	Centro de Investigacion Biomedica en Red en Bioingenieria, Biomateriales y Nanomedicina	HL	ESP	WE	584	40.2	62.5	▲	1.3	0.9	5.7
2747	142	67	Universidade de Caixas do Sul	HE	BRA	LA	583	24.9	41.7	◆	0.8	0.7	10.1
2748	49	8	Federal University of Technology Akure	HE	NGA	AF	579	22.5	16.4	◆	0.4	0.9	3.6
2749	945	149	Agrocampus Ouest, Institut Supérieur des Sciences Agronomiques, Agroalimentaires, Horticoles et du Paysage	HE	FRA	WE	579	31.8	63.0	▲	1.2	0.9	19.0
2750	946	118	Institute for the Study of Labor	PR	DEU	WE	579	86.4	47.2	▲	1.2	1.0	7.6
2751	83	69	Royal Women's Hospital	HL	AUS	OC	578	34.3	75.1	●	2.5	0.9	28.4
2752	947	118	Universita degli Studi di Teramo	HE	ITA	WE	577	31.9	60.7	▲	1.2	0.9	20.6
2753	948	117	Hospital Universitario Doctor Peset	HL	ESP	WE	577	12.5	36.4	◆	0.9	0.9	11.3
2754	50	6	Universite de Tunis	HE	TUN	AF	575	45.2	27.0	◆	0.7	0.7	5.2
2755	717	258	Shanxi Normal University	HE	CHN	AS	575	15.0	26.6	◆	0.7	0.9	7.7
2756	176	3	Belarusian State University of Informatics and Radioelectronics	HE	BLR	EE	575	34.4	16.0	◆	0.5	0.9	2.1
2757	177	7	Chernivci State University	HE	UKR	EE	575	20.0	16.2	◆	0.3	0.9	1.7
2758	949	58	Mugla University	HE	TUR	WE	574	17.6	31.7	◆	0.8	0.8	7.8
2759	718	259	Hunan Agricultural University	HE	CHN	AS	574	19.3	22.7	◆	0.5	0.9	4.9
2760	719	172	Tokyo Metropolitan Komagome Hospital	HL	JPN	AS	574	7.7	41.1	▲	1.1	0.9	18.6
2761	559	479	Youngstown State University	HE	USA	NA	573	36.0	37.2	◆	0.9	0.8	9.6
2762	950	21	Hospitais da Universidade de Coimbra	HL	PRT	WE	573	25.0	44.2	▲	1.2	0.9	10.5
2763	143	68	Universidade Estadual de Feira de Santana	HE	BRA	LA	571	21.0	28.4	◆	0.7	0.8	5.4
2764	951	118	Hospital Carlos III	HL	ESP	WE	570	22.8	56.5	▲	1.5	0.9	28.8
2765	720	2	Vietnam National University, Ho Chi Minh City	HE	VNM	AS	569	53.6	26.9	▲	1.1	0.9	7.2
2766	144	69	Universidade Federal do ABC	HE	BRA	LA	568	38.9	50.9	▲	1.0	0.8	6.2
2767	952	150	Universite de Bretagne Sud	HE	FRA	WE	566	25.8	40.8	▲	1.0	0.8	7.8
2768	953	149	University of Teesside	HE	GBR	WE	565	24.3	39.5	▲	1.2	0.8	6.4
2769	954	59	TOBB Economics and Technology University	HE	TUR	WE	564	38.7	30.0	▲	1.4	0.9	6.7
2770	83	3	University of Sharjah	HE	ARE	ME	563	54.4	27.9	◆	0.7	0.8	2.5
2771	145	70	Universidade Federal do Piaui	HE	BRA	LA	563	10.1	25.4	◆	0.5	0.8	3.6
2772	955	150	Zoological Society of London	OT	GBR	WE	563	68.0	77.4	▲	1.7	0.9	28.2
2773	956	151	Sandwell and West Birmingham Hospitals NHS Trust	HL	GBR	WE	563	16.9	83.0	●	2.5	0.9	24.0
2774	957	119	Institut Catala d'Investigacio Quimica	GO	ESP	WE	563	46.0	84.4	●	2.5	1.0	45.1

WR/RR/CR World/Region/Country Rank

AF Africa AS Asia EE Eastern Europe LA Latin America ME Middle East NA Northern America OC Oceania WE Western Europe

GO Government HE Higher Education HL Health PR Private OT Others

WR	RR	CR	Organization	Sector	Country	Region	Output	IC(%)	Q1(%)	NI	Spe	Exc	
2775	721	173	Azabu University	HE	JPN	AS	562	24.4	54.3	◆	0.7	0.9	5.2
2776	178	46	Institute of Electronic Materials Technology	GO	POL	EE	562	41.5	42.4	◆	0.8	1.0	4.8
2777	84	70	St George Hospital	HL	AUS	OC	561	27.1	60.4	●	2.0	0.9	19.6
2778	85	71	Telethon Institute for Child Health Research	HL	AUS	OC	561	34.2	80.8	●	2.0	0.9	27.8
2779	722	174	National Institute of Polar Research	GO	JPN	AS	561	52.9	58.5	◆	1.0	0.9	11.1
2780	958	26	Swedish Institute of Space Physics	GO	SWE	WE	561	89.7	74.3	▲	1.1	1.0	16.4
2781	959	17	Our Lady's Hospital for Sick Children	HL	IRL	WE	560	46.1	58.2	▲	1.6	0.9	19.5
2782	960	16	Steno Diabetes Center	HL	DNK	WE	560	51.3	82.5	●	2.9	1.0	41.3
2783	961	20	International Institute for Applied Systems Analysis	GO	AUT	WE	556	83.8	65.3	●	1.8	0.9	22.7
2784	962	120	Hospital Universitari de Girona Dr. Josep Trueta	HL	ESP	WE	556	19.4	55.4	▲	1.7	0.9	25.5
2785	723	66	Taipei Medical University Hospital	HL	TWN	AS	556	9.2	69.4	◆	0.9	0.9	12.1
2786	560	480	Centocor, Incorporated	PR	USA	NA	555	36.4	80.9	●	3.1	0.9	41.1
2787	179	31	Lomonosov State Academy of Fine Chemical Technology	HE	RUS	EE	555	15.0	9.6	◆	0.2	0.9	2.0
2788	724	260	Tianjin Normal University	HE	CHN	AS	553	14.5	27.9	◆	1.0	0.9	14.3
2789	180	23	National Institute of Public Health	HL	CZE	EE	553	29.8	32.2	◆	1.0	0.9	11.4
2790	725	261	Nanjing University of Traditional Chinese Medicine	HE	CHN	AS	553	9.8	15.6	◆	0.3	0.9	2.7
2791	181	32	St. Petersburg State Electrotechnical University	HE	RUS	EE	552	34.6	19.2	◆	0.4	0.9	2.9
2792	146	71	Instituto Adolfo Lutz	HL	BRA	LA	552	29.0	45.3	◆	0.9	0.9	13.0
2793	963	121	Centro de Investigacion Biomedica en Red de Enfermedades Hepaticas y Digestivas	HL	ESP	WE	550	25.3	73.8	●	2.3	1.0	18.4
2794	182	2	Riga Technical University	HE	LVA	EE	549	28.2	13.7	◆	0.6	0.8	1.8
2795	561	81	University of Alberta Hospital	HL	CAN	NA	549	27.3	63.0	●	2.8	0.9	21.7
2796	183	33	Ivanovo State University of Chemistry and Technology	HE	RUS	EE	548	19.9	11.9	◆	0.2	1.0	1.6
2797	147	72	Universidade Catolica de Brasilia	HE	BRA	LA	546	22.9	33.0	◆	0.8	0.8	8.6
2798	51	7	Habib Bourguiba Hopital	HL	TUN	AF	546	14.8	20.2	◆	0.4	0.9	4.2
2799	726	93	Kakatiya University	HE	IND	AS	546	8.4	13.4	◆	0.4	0.9	6.6
2800	964	119	Potsdam Institut fur Klimafolgenforschung	GO	DEU	WE	545	65.5	67.5	●	1.9	0.9	30.5
2801	562	481	Pennsylvania State University, Wilkes-Barre	HE	USA	NA	545	46.1	49.2	▲	1.4	1.0	11.4
2802	965	22	Universidade Catolica Portuguesa	HE	PRT	WE	544	40.1	51.3	◆	1.0	0.8	11.2
2803	84	34	Zanjan University	HE	IRN	ME	544	25.6	17.5	◆	0.6	0.8	4.8
2804	966	151	Universite d'Auvergne, Clermont-Ferrand I	HE	FRA	WE	543	28.7	53.8	▲	1.0	0.8	14.0
2805	52	5	Universite Djillali Liabes de Sidi Bel Abbes	HE	DZA	AF	543	44.8	40.7	◆	0.8	0.9	4.6
2806	148	73	Universidade Estadual de Ponta Grossa	HE	BRA	LA	542	13.7	33.2	◆	0.6	0.9	4.6
2807	727	94	National Institute of Technology Karnataka	HE	IND	AS	542	15.5	23.1	◆	0.7	0.9	4.1
2808	967	22	Institute for Reference Materials and Measurements	GO	BEL	WE	542	72.3	46.5	◆	1.0	1.0	11.1
2809	728	2	University of Colombo	HE	LKA	AS	541	42.1	38.5	◆	0.7	0.8	7.8
2810	968	122	Hospital Universitario de Getafe	HL	ESP	WE	541	16.8	32.5	◆	0.8	0.9	9.8
2811	969	152	National Oceanography Centre Southampton	GO	GBR	WE	541	60.6	71.7	▲	1.5	0.9	21.4
2812	563	82	Alberta Children's Hospital	HL	CAN	NA	540	35.4	51.5	▲	1.2	0.9	20.9
2813	729	10	Monash University, Bandar Sunway	HE	MYS	AS	539	43.2	26.7	◆	0.9	0.8	4.6
2814	730	11	University Malaysia Sabah	HE	MYS	AS	539	40.5	24.9	◆	0.8	0.8	6.9
2815	53	8	Centre Hospitalier Universitaire Farhat Hached de Sousse	HL	TUN	AF	539	24.7	25.2	◆	0.4	0.9	5.8
2816	731	95	Institute of Physics Bhubaneswar	GO	IND	AS	538	41.6	56.9	▲	1.1	1.0	11.3
2817	732	96	Sardar Patel University	HE	IND	AS	537	8.8	26.4	◆	0.7	0.9	9.7
2818	733	262	Shanghai Ninth People's Hospital	HL	CHN	AS	537	14.0	31.5	◆	0.5	0.9	4.7
2819	734	69	Korea Food and Drug Administration	GO	KOR	AS	537	20.7	46.9	◆	0.8	0.9	9.9
2820	970	123	Institut Catala de la Salut Barcelona	HL	ESP	WE	536	4.7	23.1	◆	0.9	1.0	6.9
2821	971	152	AgroSup Dijon, Institut National Superieur des Sciences Agronomiques, de l'Alimentation et de l'Environnement	HE	FRA	WE	535	35.9	69.2	▲	1.2	0.9	14.6
2822	972	120	Helmut Schmidt Universitat - Universitat der Bundeswehr Hamburg	HE	DEU	WE	534	15.4	28.1	◆	0.9	0.8	4.3
2823	735	12	Tenaga National University	HE	MYS	AS	534	14.0	13.1	◆	0.8	0.9	1.5
2824	564	482	University of Hawaii, Hilo	HE	USA	NA	533	33.6	61.9	▲	1.1	0.8	14.8
2825	973	30	Uniklinik Balgrist	HL	CHE	WE	533	40.2	62.7	▲	1.7	0.9	25.3

WR/RR/CR World/Region/Country Rank

AF Africa AS Asia EE Eastern Europe LA Latin America ME Middle East NA Northern America OC Oceania WE Western Europe

GO Government HE Higher Education HL Health PR Private OT Others

WR	RR	CR	Organization	Sector	Country	Region	Output	IC(%)	Q1(%)	NI	Spe	Exc	
2826	736	97	Raman Research Institute	GO	IND	AS	533	39.0	68.9	◆	0.8	0.9	13.7
2827	54	1	Muhimbili University of Health and Allied Sciences	HE	TZA	AF	532	74.4	61.3	▲	1.3	0.9	17.7
2828	737	175	Hiroshima City University	HE	JPN	AS	531	7.7	17.0	◆	0.6	0.9	1.3
2829	738	11	Singapore Eye Research Institute	HL	SGP	AS	531	67.0	81.2	●	2.2	1.0	26.7
2830	149	74	Universidade Estadual de Santa Cruz	HE	BRA	LA	530	29.8	29.6	◆	0.6	0.9	7.2
2831	55	2	University of Dar es Salaam	HE	TZA	AF	529	64.1	46.9	◆	1.0	0.8	10.6
2832	150	75	Universidade Federal de Ciencias da Saude de Porto Alegre	HE	BRA	LA	528	15.5	36.2	◆	0.6	0.9	8.0
2833	974	121	Universitat Koblenz-Landau	HE	DEU	WE	528	36.6	27.5	▲	1.3	0.9	8.1
2834	975	119	Ospedale infantile Burlo Garofolo IRCCS	HL	ITA	WE	528	24.4	52.5	◆	0.9	0.9	12.3
2835	184	24	University Hospital Vinohrady	HL	CZE	EE	527	14.2	16.9	◆	0.9	0.9	6.5
2836	85	35	University of Kashan	HE	IRN	ME	527	3.8	35.1	▲	1.5	0.9	19.4
2837	976	122	Laser Zentrum Hannover	GO	DEU	WE	527	30.2	33.8	▲	1.4	0.9	11.8
2838	977	153	University of Lincoln	HE	GBR	WE	526	20.7	36.9	◆	0.9	0.8	5.3
2839	565	483	MITRE Corporation, McLean	PR	USA	NA	524	4.0	11.5	◆	0.8	0.9	2.9
2840	739	176	Kyoto Prefectural University	HE	JPN	AS	523	16.3	58.3	◆	0.9	0.9	13.2
2841	978	124	Centro de Regulacion Genomica	HL	ESP	WE	523	66.2	87.4	●	2.0	0.9	38.2
2842	566	484	Indiana University/Purdue University at Fort Wayne	HE	USA	NA	520	16.0	35.4	◆	0.9	0.8	6.7
2843	979	123	Bauhaus-Universitat Weimar	HE	DEU	WE	520	27.5	29.0	▲	1.3	0.8	5.8
2844	740	70	Korea Astronomy and Space Science Institute	GO	KOR	AS	520	70.8	71.9	◆	0.7	1.0	13.9
2845	741	98	Gulbarga University	HE	IND	AS	519	12.9	26.8	◆	0.8	0.8	8.5
2846	980	23	Instituto Gulbenkian de Ciencia	GO	PRT	WE	519	67.6	83.6	▲	1.5	0.9	33.1
2847	86	2	University of Qatar	HE	QAT	ME	517	61.9	28.4	◆	0.9	0.8	5.8
2848	567	485	Stowers Institute for Medical Research	HL	USA	NA	517	30.6	89.6	●	2.1	0.9	44.5
2849	185	47	Opole University	HE	POL	EE	515	26.0	29.1	◆	0.5	0.8	5.2
2850	56	9	University of Agriculture, Abeokuta	HE	NGA	AF	515	19.8	20.0	◆	0.4	0.8	2.3
2851	981	31	Forschungsanstalt Agroscope Reckenholz-Tanikon Art	GO	CHE	WE	514	46.9	71.0	●	2.0	0.9	27.0
2852	568	486	Harvard Pilgrim Health Care	GO	USA	NA	514	14.4	86.6	●	2.8	0.9	39.3
2853	151	76	Universidade Presbiteriana Mackenzie	HE	BRA	LA	513	25.0	32.4	◆	0.7	0.8	9.0
2854	152	77	Universidade Estadual do Ceara	HE	BRA	LA	513	20.9	33.5	◆	0.5	0.8	6.0
2855	153	25	Universidad de las Americas Puebla	HE	MEX	LA	511	40.1	30.3	◆	0.8	0.8	7.8
2856	982	153	Universite de Valenciennes et du Hainaut-Cambresis	HE	FRA	WE	509	35.8	30.5	◆	0.7	0.9	2.0
2857	186	16	University of Medicine and Pharmacy Victor Babes	HE	ROU	EE	509	24.6	15.9	◆	0.4	0.9	2.6
2858	742	99	Pondicherry University	HE	IND	AS	508	20.5	32.9	◆	0.7	0.8	6.3
2859	743	71	University of Seoul	HE	KOR	AS	508	27.4	51.2	▲	1.1	0.8	13.6
2860	744	9	Queen Elizabeth Hospital Hong Kong	HL	HKG	AS	508	20.3	56.3	◆	0.8	0.9	12.4
2861	57	2	Kwame Nkrumah University of Science and Technology	HE	GHA	AF	507	59.2	48.9	◆	0.9	0.8	11.6
2862	154	20	Universidad Nacional del Nordeste	HE	ARG	LA	507	26.6	23.1	◆	0.4	0.9	2.8
2863	187	48	Institute of Electron Technology	GO	POL	EE	507	43.0	38.1	◆	0.7	0.9	4.7
2864	983	24	Universidade dos Acores	HE	PRT	WE	505	61.8	56.6	◆	1.0	0.9	10.9
2865	984	120	Azienda Ospedaliero Universitaria Ospedali Riuniti	HL	ITA	WE	505	21.6	56.6	▲	1.2	0.9	21.0
2866	745	12	DSO National Laboratories	PR	SGP	AS	504	33.5	51.0	▲	1.4	0.8	15.1
2867	746	15	Maharakham University	HE	THA	AS	502	21.9	23.3	◆	0.6	0.9	4.2
2868	985	121	Azienda Ospedaliera San Camillo Forlanini	HL	ITA	WE	501	20.0	54.1	●	2.2	0.9	22.0
2869	569	487	UCSF Helen Diller Family Comprehensive Cancer Center	HL	USA	NA	501	21.6	72.7	●	2.1	0.9	31.3
2870	986	125	Universidad San Pablo CEU	HE	ESP	WE	500	30.2	49.8	◆	0.8	0.8	11.8
2871	987	29	University of Peloponnese	HE	GRC	WE	499	27.7	32.3	◆	1.0	0.8	8.0
2872	988	154	Hopital Foch	HL	FRA	WE	498	14.5	39.4	◆	0.9	0.9	12.7
2873	989	155	Universite d'Artois	HE	FRA	WE	497	34.6	38.0	◆	1.0	0.8	8.3
2874	990	126	Parc de Salut Mar de Barcelona	HL	ESP	WE	497	16.5	43.3	◆	0.9	0.9	12.1
2875	991	127	Complejo Hospitalario de Especialidades Virgen de Valme	HL	ESP	WE	497	9.7	45.5	▲	1.3	0.9	15.5
2876	155	21	Universidad Tecnologica Nacional	HE	ARG	LA	496	28.0	39.9	◆	0.9	0.8	6.1

WR/RR/CR World/Region/Country Rank

AF Africa AS Asia EE Eastern Europe LA Latin America ME Middle East NA Northern America OC Oceania WE Western Europe

GO Government HE Higher Education HL Health PR Private OT Others

WR	RR	CR	Organization	Sector	Country	Region	Output	IC(%)	Q1(%)	NI	Spe	Exc	
2877	156	78	Universidade Federal do Estado do Rio de Janeiro	HE	BRA	LA	496	16.9	19.6	◆	0.6	0.8	4.0
2878	157	79	Universidade do Vale do Paraiba	HE	BRA	LA	496	23.8	44.2	◆	0.8	0.8	8.9
2879	188	17	Ovidius University	HE	ROU	EE	496	25.6	11.1	◆	0.4	0.9	1.2
2880	747	11	University of Peshawar	HE	PAK	AS	495	29.7	21.2	◆	0.6	0.9	4.0
2881	992	30	Aghia Sophia Children's Hospital	HL	GRC	WE	494	21.5	51.0	◆	0.9	0.9	14.6
2882	993	128	Instituto Valenciano de Investigaciones Agrarias	GO	ESP	WE	494	34.4	57.7	▲	1.2	0.9	18.0
2883	994	27	ABB Corporate Research Center	PR	SWE	WE	493	46.7	14.0	▲	1.1	0.9	4.7
2884	995	17	National Research Centre for the Working Environment	GO	DNK	WE	492	42.3	64.8	●	1.8	0.9	27.9
2885	570	488	Rehabilitation Institute of Chicago	HL	USA	NA	492	13.6	54.5	▲	1.6	0.9	17.9
2886	996	129	Hospital Universitario Rio Hortega	HL	ESP	WE	491	10.0	34.8	◆	0.8	0.9	9.4
2887	189	49	Opole University of Technology	HE	POL	EE	490	15.1	18.8	◆	0.5	0.9	1.8
2888	87	7	King Khalid University	HE	SAU	ME	488	54.9	32.0	◆	0.6	0.8	5.3
2889	748	263	Shanghai University of Electric Power	HE	CHN	AS	488	5.5	9.6	◆	0.3	0.9	1.6
2890	997	156	Centre Hospitalier Universitaire de Nimes	HL	FRA	WE	487	15.8	43.9	▲	1.2	0.9	15.8
2891	190	50	Pedagogical University of Cracow	HE	POL	EE	487	42.7	41.9	▲	1.3	0.9	11.5
2892	158	80	Sociedade Beneficiente Israelita Brasileira Albert Einstein	OT	BRA	LA	486	25.3	47.1	▲	1.2	0.9	13.4
2893	998	122	Azienda Ospedaliera Careggi	GO	ITA	WE	484	17.4	66.9	▲	1.6	0.9	20.9
2894	749	72	Korea University of Technology and Education	HE	KOR	AS	484	14.3	24.4	◆	0.8	0.9	3.5
2895	88	5	University Mutah	HE	JOR	ME	483	34.2	23.6	▲	1.0	0.8	8.5
2896	89	19	IBM Research Laboratory	PR	ISR	ME	482	38.8	22.4	▲	1.6	0.9	6.0
2897	999	31	University Hospital of Larissa	HL	GRC	WE	481	19.5	53.6	◆	0.9	0.9	13.7
2898	1000	25	Instituto Politecnico de Braganca	HE	PRT	WE	480	28.8	50.8	▲	1.5	0.8	16.0
2899	1001	26	Instituto Politecnico de Coimbra	HE	PRT	WE	476	30.7	31.5	▲	1.0	0.8	4.2
2900	750	100	Devi Ahilya University	HE	IND	AS	475	19.6	32.6	◆	0.6	0.9	8.0
2901	191	25	Technical University of Liberec	HE	CZE	EE	475	29.3	25.7	◆	0.7	0.9	2.7
2902	1002	130	Complejo Hospitalario de Toledo	HL	ESP	WE	475	11.8	31.0	◆	0.6	0.9	10.1
2903	1003	18	Galway University Hospital	HL	IRL	WE	474	23.8	57.2	▲	1.2	0.9	14.8
2904	571	489	Barnard College	HE	USA	NA	472	22.9	65.9	▲	1.6	0.8	17.6
2905	1004	27	Instituto Superior de Ciencias do Trabalho e da Empresa	HE	PRT	WE	470	29.8	29.6	◆	0.9	0.9	4.0
2906	58	19	University of Fort Hare	HE	ZAF	AF	470	35.7	25.3	◆	0.8	0.9	4.9
2907	1005	131	Hospital Universitari de Tarragona Joan XXIII	HL	ESP	WE	470	18.1	48.9	▲	1.2	0.9	19.8
2908	1006	132	Hospital Universitari Arnau de Vilanova	HL	ESP	WE	470	13.0	41.9	▲	1.1	0.9	18.3
2909	159	13	Universidad Andres Bello	HE	CHL	LA	469	36.3	49.9	◆	0.8	0.8	12.8
2910	751	73	Chonnam National University Hospital	HL	KOR	AS	469	10.0	43.9	◆	0.8	0.9	11.7
2911	1007	123	Policlinico Tor Vergata	HL	ITA	WE	467	18.8	56.8	▲	1.1	1.0	15.2
2912	1008	124	Bernhard Nocht Institut fur Tropenmedizin	HL	DEU	WE	466	60.7	83.1	▲	1.6	0.9	30.5
2913	59	1	Universite de Cocody	HE	CIV	AF	463	57.2	27.9	◆	0.5	0.8	5.4
2914	752	101	Thapar University	HE	IND	AS	462	8.9	27.9	◆	0.6	0.9	3.5
2915	572	83	Royal University Hospital Saskatoon	HL	CAN	NA	457	31.3	52.1	▲	1.1	0.9	16.4
2916	573	490	Rothman Institute	GO	USA	NA	457	21.2	49.2	▲	1.4	0.9	18.2
2917	1009	60	Sisli Etfal Research and Training Hospital	HL	TUR	WE	455	7.9	40.2	◆	0.6	0.9	8.8
2918	753	67	National Taipei College of Nursing	HE	TWN	AS	454	14.8	47.1	◆	0.7	0.9	8.4
2919	574	491	New England Research Institutes	GO	USA	NA	454	24.5	90.3	●	2.9	0.9	39.0
2920	1010	125	SAP AG	PR	DEU	WE	453	34.4	9.3	▲	1.2	0.9	2.9
2921	90	36	University of Sistan and Baluchestan	HE	IRN	ME	450	18.7	25.8	◆	0.7	0.9	6.7
2922	86	72	Cancer Council Victoria	GO	AUS	OC	449	50.1	85.5	●	2.4	0.9	29.0
2923	754	264	Zhongyuan University of Technology	HE	CHN	AS	447	5.4	14.8	◆	0.4	0.9	2.7
2924	1011	14	Institute for Energy Technology	GO	NOR	WE	447	53.2	53.2	▲	1.4	0.9	14.1
2925	1012	154	University of Abertay Dundee	HE	GBR	WE	446	34.5	50.5	▲	1.1	0.8	11.2
2926	755	102	Guru Jambheshwar University of Science and Technology	HE	IND	AS	446	7.2	28.7	◆	0.9	0.9	11.4
2927	756	74	Korea Aerospace Research Institute	GO	KOR	AS	446	21.1	24.2	◆	0.6	0.9	0.9
2928	1013	133	Hospital de Navarra	HL	ESP	WE	446	10.3	23.1	◆	0.8	0.9	8.1
2929	757	265	China Aerodynamics Research and Development Center	GO	CHN	AS	446	3.8	3.8	◆	0.3	1.0	0.5
2930	758	266	Daqing Petroleum Institute	HE	CHN	AS	443	1.8	5.0	◆	0.3	0.9	1.4

WR/RR/CR World/Region/Country Rank

AF Africa AS Asia EE Eastern Europe LA Latin America ME Middle East NA Northern America OC Oceania WE Western Europe

GO Government HE Higher Education HL Health PR Private OT Others

WR	RR	CR	Organization	Sector	Country	Region	Output	IC(%)	Q1(%)	NI	Spe	Exc	
2931	1014	134	Centro de Investigacion Biomedica en Red de Enfermedades Respiratorias	HL	ESP	WE	443	38.2	70.9	●	2.4	0.9	14.7
2932	1015	28	Universidade da Madeira	HE	PRT	WE	441	46.5	45.6	◆	0.9	0.8	11.8
2933	759	13	Singapore National Eye Centre	HL	SGP	AS	441	50.8	75.1	▲	1.7	1.0	20.6
2934	760	103	Thiagarajar College of Engineering	HE	IND	AS	440	8.0	18.9	◆	0.6	0.9	1.8
2935	761	104	Guru Tegh Bahadur Hospital	HL	IND	AS	440	5.2	20.2	◆	0.5	0.9	2.7
2936	1016	15	Oslo University College	HE	NOR	WE	438	37.2	42.0	▲	1.1	0.8	8.9
2937	87	15	Industrial Research Ltd.	GO	NZL	OC	438	40.2	52.5	◆	0.9	0.8	8.5
2938	762	105	Dr. Babasaheb Ambedkar Marathwada University	HE	IND	AS	437	6.2	19.9	◆	0.7	0.9	7.8
2939	160	26	Universidad de Colima	HE	MEX	LA	436	38.8	39.9	◆	0.6	0.8	7.6
2940	575	492	Children's Hospital Los Angeles	HL	USA	NA	436	24.8	73.6	▲	1.6	0.8	22.5
2941	576	493	Denver Health Medical Center	HL	USA	NA	436	11.7	77.3	●	2.0	0.9	26.8
2942	763	16	Silpakorn University	HE	THA	AS	435	36.8	42.5	◆	0.9	0.8	8.1
2943	161	81	Faculdade de Ciencias Medicas da Santa Casa de Sao Paulo	HE	BRA	LA	433	6.0	11.1	◆	0.3	0.9	3.0
2944	764	3	Gadjah Mada University	HE	IDN	AS	432	78.5	49.3	◆	0.9	0.7	10.0
2945	765	267	Hunan University of Technology	HE	CHN	AS	432	8.8	14.6	◆	0.5	0.8	1.9
2946	766	75	Kyungpook National University Hospital	HL	KOR	AS	432	10.0	56.3	◆	1.0	0.9	14.6
2947	767	76	Kangbuk Samsung Hospital	HL	KOR	AS	432	6.9	54.2	◆	1.0	0.9	13.7
2948	162	82	Pontificia Universidade Catolica de Sao Paulo	HE	BRA	LA	431	11.8	14.6	◆	0.3	0.9	1.4
2949	768	268	Third Xiangya Hospital	HL	CHN	AS	431	6.5	16.7	◆	0.3	0.9	3.5
2950	769	269	Xihua University	HE	CHN	AS	428	3.5	5.4	◆	0.3	0.9	2.3
2951	1017	29	Instituto Politecnico de Leiria	HE	PRT	WE	424	34.0	20.3	◆	0.8	0.9	1.4
2952	770	270	Shandong Provincial Hospital	HL	CHN	AS	424	14.6	37.7	◆	0.5	0.9	5.7
2953	771	106	Motilal Nehru National Institute Of Technology	HE	IND	AS	423	10.6	19.9	◆	0.9	0.8	3.1
2954	91	37	Shahrood University of Technology	HE	IRN	ME	423	17.3	18.9	◆	0.8	0.8	4.3
2955	577	494	Washington State University, Vancouver	HE	USA	NA	422	17.1	49.3	▲	1.1	0.8	10.0
2956	163	83	Universidade Federal de Itajuba	HE	BRA	LA	422	21.8	22.8	◆	0.7	0.8	2.8
2957	772	271	Wuhan Polytechnic University	HE	CHN	AS	422	6.2	10.2	◆	0.3	0.9	1.7
2958	773	107	Variable Energy Cyclotron Centre	GO	IND	AS	422	41.7	41.5	▲	1.1	1.0	13.0
2959	192	18	University Dunarea de Jos of Galati	HE	ROU	EE	421	30.2	14.3	◆	0.6	0.9	3.6
2960	578	495	Purdue University Calumet	HE	USA	NA	421	46.6	51.1	●	2.0	0.9	14.0
2961	774	108	Vidyasagar University	HE	IND	AS	420	7.4	33.3	◆	0.6	0.9	6.0
2962	1018	28	Halmstad University College	HE	SWE	WE	420	36.9	33.8	◆	1.0	0.9	5.7
2963	1019	124	Istituto Ortopedico Galeazzi	HL	ITA	WE	419	18.1	43.2	◆	0.9	1.0	8.4
2964	164	2	Universidad Nacional Mayor de San Marcos	HE	PER	LA	416	68.8	46.6	◆	0.8	0.8	11.1
2965	775	3	Vietnam National University, Hanoi	HE	VNM	AS	414	66.9	32.9	◆	0.9	0.8	5.3
2966	165	84	Faculdade de Medicina do ABC	HE	BRA	LA	414	10.9	22.5	◆	0.5	0.9	3.1
2967	92	3	Texas A&M University at Qatar	HE	QAT	ME	411	82.7	37.5	▲	1.2	0.9	6.1
2968	776	272	Shijiazhuang Mechanical Engineering College	HE	CHN	AS	411	7.8	13.1	◆	0.9	0.9	2.0
2969	166	85	Universidade do Vale do Itajai	HE	BRA	LA	410	22.2	26.6	◆	0.6	0.8	9.0
2970	167	27	Universidad Autonoma Chapingo	HE	MEX	LA	409	23.0	16.4	◆	0.4	1.0	2.2
2971	168	86	Universidade de Passo Fundo	HE	BRA	LA	407	18.4	19.2	◆	0.6	0.9	5.7
2972	1020	61	Atilim University	HE	TUR	WE	406	17.2	32.3	▲	1.1	0.9	8.1
2973	777	109	Kuvempu University	HE	IND	AS	406	7.9	17.7	◆	0.6	0.9	4.7
2974	579	496	University of Louisville Health Care	HL	USA	NA	406	28.1	73.7	▲	1.3	0.9	24.6
2975	778	273	Jiangxi University of Finance and Economics	HE	CHN	AS	403	6.7	6.5	◆	0.4	0.9	0.5
2976	1021	135	Centro de Investigacion Biomedica en Red sobre Enfermedades Neurodegenerativas	HL	ESP	WE	403	38.0	80.4	●	1.9	0.9	16.6
2977	779	12	Bahauddin Zakariya University	HE	PAK	AS	401	29.4	21.5	◆	0.8	0.9	8.7
2978	60	6	Universite d'Oran Es-Senia	HE	DZA	AF	399	59.2	28.1	◆	0.5	0.8	5.0
2979	1022	62	Haydarpasa Numune Education and Research Hospital	HL	TUR	WE	396	3.3	36.4	◆	0.5	0.9	5.6
2980	1023	136	Centre Tecnologic de Telecomunicacions de Catalunya	GO	ESP	WE	395	37.7	33.9	▲	1.2	1.0	3.0
2981	193	19	University of Oradea	HE	ROU	EE	389	32.1	14.4	◆	0.7	0.9	3.1
2982	780	274	National Engineering Research Center for Information Technology in Agriculture	OT	CHN	AS	388	5.2	6.4	◆	0.3	0.9	1.8
2983	194	26	Crop Research Institute	GO	CZE	EE	388	22.9	31.7	◆	0.8	1.0	6.7
2984	1024	32	Isala Clinics	HL	NLD	WE	381	15.8	63.0	▲	1.7	0.9	18.6

WR/RR/CR World/Region/Country Rank

AF Africa AS Asia EE Eastern Europe LA Latin America ME Middle East NA Northern America OC Oceania WE Western Europe

GO Government HE Higher Education HL Health PR Private OT Others

WR	RR	CR	Organization	Sector	Country	Region	Output	IC(%)	Q1(%)	NI	Spe	Exc	
2985	781	13	University of Malaysia, Perlis	HE	MYS	AS	380	14.7	15.0	◆	0.6	0.9	1.3
2986	782	275	Bohai University	HE	CHN	AS	379	4.0	20.3	▲	1.4	0.9	11.4
2987	169	87	Universidade Estadual do Sudoeste da Bahia	HE	BRA	LA	379	11.9	19.8	◆	0.9	0.9	11.9
2988	61	4	Hopital Militaire d'Instruction Mohammed V	HL	MAR	AF	379	7.9	14.0	◆	0.2	1.0	2.4
2989	195	34	Siberian Federal University	HE	RUS	EE	378	24.1	19.8	◆	0.3	0.9	0.3
2990	170	88	Universidade de Fortaleza	HE	BRA	LA	378	13.5	14.8	◆	0.4	0.9	2.7
2991	783	276	General Research Institute for Nonferrous Metals	PR	CHN	AS	375	5.6	23.2	◆	0.6	1.0	2.7
2992	171	7	Universidad del Rosario	HE	COL	LA	373	31.9	30.3	◆	0.7	0.9	8.6
2993	784	277	Shenyang Institute of Chemical Technology	HE	CHN	AS	373	5.9	10.5	◆	0.4	0.9	2.1
2994	196	5	University of Primorska	HE	SVN	EE	371	32.1	29.4	◆	0.9	0.9	4.0
2995	1025	137	Barcelona Supercomputing Center	GO	ESP	WE	370	48.1	43.2	●	1.8	0.9	11.4
2996	88	73	Orygen Youth Health	HL	AUS	OC	369	26.0	79.7	●	2.0	1.0	30.4
2997	197	2	Baku State University	HE	AZE	EE	368	25.5	12.0	◆	0.2	0.9	1.1
2998	1026	125	Institute for Scientific Interchange Foundation	GO	ITA	WE	368	65.8	72.3	●	2.4	1.0	23.6
2999	785	278	Northeast Agricultural University	HE	CHN	AS	366	15.6	28.7	◆	0.6	0.9	6.6
3000	62	20	Tygerberg Hospital	HL	ZAF	AF	366	30.1	57.7	▲	1.3	0.9	12.3
3001	1027	19	Waterford Institute of Technology	HE	IRL	WE	364	47.3	26.1	▲	1.0	0.9	6.6
3002	172	89	Pontificia Universidade Catolica de Campinas	HE	BRA	LA	363	8.0	15.4	◆	0.4	0.8	4.7
3003	89	74	George Institute for International Health	GO	AUS	OC	362	58.0	82.9	●	6.2	0.9	30.9
3004	786	279	Ministry of Water Resources of China	GO	CHN	AS	359	19.5	16.4	◆	0.5	0.9	2.8
3005	1028	126	CESifo Group	OT	DEU	WE	357	68.9	43.1	▲	1.1	1.0	6.4
3006	787	13	University of Sargodha	HE	PAK	AS	354	27.7	12.7	◆	0.8	0.9	2.5
3007	93	38	Materials and Energy Research Centre	GO	IRN	ME	353	7.7	56.9	▲	1.2	0.9	6.0
3008	788	280	Northeast Dianli University	HE	CHN	AS	353	1.4	1.4	◆	0.4	0.9	0.9
3009	789	110	Gandhigram Rural Institute	HE	IND	AS	350	4.9	34.9	▲	1.1	0.9	10.6
3010	790	111	Jaypee University of Information Technology	HE	IND	AS	345	5.8	24.1	◆	0.7	0.8	2.0
3011	1029	127	Otto-Friedrich-Universitat Bamberg	HE	DEU	WE	342	24.9	29.8	▲	1.0	0.9	6.4
3012	580	497	American Association for the Advancement of Science	OT	USA	NA	342	5.6	93.0	●	2.0	0.9	4.1
3013	791	68	Wan Fang Hospital	HL	TWN	AS	340	11.5	63.8	◆	0.9	0.9	12.1
3014	94	4	The Petroleum Institute	HE	ARE	ME	339	78.5	28.9	▲	1.1	0.9	3.5
3015	581	498	San Francisco General Hospital Medical Center	HL	USA	NA	338	22.5	83.1	●	2.3	0.9	26.6
3016	1030	20	Cork Institute of Technology	HE	IRL	WE	335	43.6	45.1	▲	1.3	0.8	14.0
3017	1031	138	Centro de Investigacion Biomedica en Red Fisiopatologia de la Obesidad y Nutricion	HL	ESP	WE	335	27.5	74.9	●	1.8	0.9	14.3
3018	1032	32	Ahepa General Hospital	HL	GRC	WE	334	20.7	48.2	◆	0.9	0.9	10.5
3019	792	281	Luoyang Normal University	HE	CHN	AS	323	4.0	10.2	◆	0.6	1.0	3.4
3020	793	282	Hunan University of Arts and Science	HE	CHN	AS	312	1.3	17.0	◆	0.6	0.9	3.2
3021	173	90	Universidade Estadual da Paraiba	HE	BRA	LA	311	7.7	21.2	▲	1.5	0.9	6.1
3022	1033	157	Universite de Toulouse - Pole de Recherche et d'Enseignement Superieur	GO	FRA	WE	307	44.6	41.7	▲	1.2	0.8	4.6
3023	1034	139	Universitat Oberta de Catalunya	HE	ESP	WE	305	33.1	14.1	▲	1.1	0.9	1.3
3024	1035	3	Reykjavik University	HE	ISL	WE	301	78.7	36.9	●	1.8	0.9	7.3
3025	1036	155	University of Bedfordshire	HE	GBR	WE	300	37.0	30.3	◆	1.0	0.9	2.7
3026	1037	33	Materials Innovation Institute	GO	NLD	WE	300	27.3	60.3	▲	1.4	1.0	8.7
3027	794	283	Xinyang Normal University	HE	CHN	AS	296	3.7	24.3	◆	0.8	0.9	4.1
3028	95	39	University of Mohaghegh Ardabili	HE	IRN	ME	293	10.2	26.3	◆	1.0	0.9	5.8
3029	1038	158	Universite de Bordeaux - Pole de Recherche et d'Enseignement Superieur	GO	FRA	WE	292	52.1	61.0	▲	1.5	0.9	9.6
3030	1039	159	Institut Rayonnement Matiere de Saclay	GO	FRA	WE	288	41.3	73.6	▲	1.2	0.9	4.2
3031	795	284	Shandong University of Finance	HE	CHN	AS	284	1.4	6.0	◆	0.6	0.9	0.7
3032	174	91	Universidade Federal de Alfnas	HE	BRA	LA	266	10.5	31.2	◆	0.8	0.9	4.5
3033	796	14	University of Tunku Abdul Rahman	HE	MYS	AS	259	33.6	25.5	◆	0.9	0.8	5.0
3034	1040	128	Nokia Siemens Networks Germany	PR	DEU	WE	255	45.1	19.2	●	2.3	1.0	1.6
3035	1041	160	ITER Organization	OT	FRA	WE	227	84.6	57.3	●	1.9	1.0	4.4
3036	797	285	State Grid Electric Power Research Institute	PR	CHN	AS	211	6.6	0.0	▲	1.3	1.0	1.0
3037	175	92	Universidade Federal do Pampa	HE	BRA	LA	206	17.0	35.9	◆	0.7	0.8	3.4
3038	1042	161	Universite de Lorraine - Pole de Recherche et d'Enseignement Superieur	GO	FRA	WE	194	38.1	66.0	▲	1.3	0.9	7.2
3039	1043	140	Instituto Madrileno de Estudios Avanzados	GO	ESP	WE	184	51.6	63.0	▲	1.6	0.9	10.9

WR/RR/CR World/Region/Country Rank

AF Africa AS Asia EE Eastern Europe LA Latin America ME Middle East NA Northern America OC Oceania WE Western Europe

GO Government HE Higher Education HL Health PR Private OT Others

WR	RR	CR	Organization	Sector	Country	Region	Output	IC(%)	Q1(%)	NI	Spe	Exc
3040	1044	141	Centro de Investigacion Biomedica en Red de Diabetes y Enfermedades Metabolicas Asociadas	HL	ESP	WE	164	26.8	80.5	▲ 1.6	0.9	7.3
3041	1045	142	Centro de Investigacion Biomedica en Red de Salud Mental	HL	ESP	WE	164	43.3	76.2	▲ 1.6	1.0	12.2
3042	1046	162	Universite Europeenne de Bretagne - Pole de Recherche et d'Enseignement Superieur	GO	FRA	WE	124	27.4	54.0	◆ 1.0	0.9	1.6

- Normalized Impact higher than 1.75
- Normalized Impact higher than world average
- Normalized Impact lower than world average

Disclaimer notice:

This ranking IS NOT A LEAGUE TABLE. The ranking parameter – the scientific output of institutions-- should be understood as a default rank, not our ranking proposal. The only goal of this report is to characterize research outcomes of organizations so as to provide useful scientometric information to institutions, policymakers and research managers so they are able to analyze, evaluate and improve their research results. If someone uses this report to rank institutions or to build a league table with any purpose, he/she will do it under his/her own responsibility.